



Chilisin Electronics Corp.

Est. 1972

# General Product Guideline

---

Total Solution Provider for Power, EMI and RF

ISO9001 · ISO14001 · IATF16949

# INDEX

## POWER INDUCTOR SOLUTIONS

G.1 ..... BKPA  
G.1 ..... BKPB  
G.1 ..... BKPE  
G.1 ..... BQMF  
G.1 ..... BDXF  
G.1 ..... BDUE  
G.1 ..... BDHE  
G.1 ..... BDHH  
G.2 ..... BDHL  
G.2 ..... BDGD  
G.2 ..... BDCL  
G.2 ..... BMQE  
G.2 ..... BMQA  
G.2 ..... BMRA  
G.2-3 ..... BMRB  
G.2-3 ..... BMRX  
G.3 ..... BMRG  
G.3 ..... BMRF  
G.3 ..... BMCB  
G.3 ..... BMCA  
G.3 ..... BMDU  
G.3-4 ..... BMMA  
G.4 ..... BMME  
G.4 ..... BMMI  
G.4 ..... BMMN  
G.4 ..... BMMS  
G.4-5 ..... BMNN  
G.5 ..... BWPL  
G.5 ..... BWMR  
G.5 ..... BWVS  
G.5 ..... BWVF  
G.6 ..... BWVT  
G.6 ..... BWVC  
G.6 ..... BWVH  
G.6 ..... BPSG  
G.6 ..... BPSW  
G.6 ..... BPSV  
G.6-7 ..... BPMI  
G.7 ..... BPMV  
G.7 ..... BPSP  
G.7 ..... BFSI  
G.7-8 ..... BFDI  
G.8 ..... BPSC

G.8-9 ..... BPXX  
G.9 ..... BPCI  
G.9 ..... BPRR  
G.9-10 ..... BPCF  
G.10 ..... BPAL  
G.10 ..... BPDC  
G.10 ..... BPDH  
G.10 ..... BPDFL  
G.10 ..... BPDS  
G.10 ..... BPDN  
G.10-11 ..... BPDR  
G.11 ..... BPSS  
G.11 ..... BPCA  
G.11 ..... BPSY  
G.11 ..... BPST  
G.11 ..... BPSF  
G.11 ..... BPSA  
G.11-12 ..... BPSD  
G.12 ..... BPCD  
G.12 ..... BPSL  
G.13 ..... BPBD  
G.13 ..... BPBH

## DC-DC POWER MODULE

G.13 ..... BXDC

## RF-SIGNAL INDUCTOR SOLUTIONS

G.14 ..... BSCQ  
G.14 ..... BSCH  
G.14 ..... BWCM  
G.14 ..... BWCS  
G.14 ..... BWPM  
G.14-15 ..... BWHP  
G.15 ..... BWHH  
G.15 ..... BWCT  
G.15 ..... BWHQ  
G.15 ..... BWHC  
G.15 ..... BSCL  
G.15 ..... BWNL  
G.16 ..... BWNC  
G.16 ..... BWQV  
G.16 ..... BWQC  
G.16 ..... BWSP  
G.16 ..... BWSM  
G.16 ..... BWLT



# INDEX

## RF-SIGNAL INDUCTOR SOLUTIONS

G.16 ..... BWLD  
G.16 ..... BWLS  
G.16 ..... BWPS

## RF-FILTER

G.17 ..... BTLL  
G.17 ..... BTLB  
G.17 ..... BTLD  
G.17 ..... BTLU  
G.17 ..... BTLC  
G.17 ..... BTSA  
G.17 ..... BTDU

## RF-ANTENNAS

G.17 ..... BTCA  
G.18 ..... BTPA  
G.18 ..... BTFA  
G.18 ..... BTMA  
G.18 ..... BTEA

## RF-WIRELESS POWER TRANSFER

G.19 ..... TX COIL  
G.19 ..... RX COIL

## EMI SUPPRESSION FILTERS-BEAD

G.20 ..... BBSY  
G.20 ..... BBBK  
G.20 ..... BBSJ  
G.20 ..... BBGK  
G.20 ..... BBNQ  
G.20 ..... BBPY  
G.20 ..... BBHV  
G.20 ..... BBUP  
G.20 ..... BBFY  
G.20 ..... BBFJ

## EMI SUPPRESSION FILTERS-COMMON MODE CHOKE







G.21 ..... BWCU  
G.21 ..... BWCC  
G.21 ..... BPPM

## CURRENT SENSOR & RESISTOR

G.22 ..... BCRC  
G.22 ..... BCRE  
G.22 ..... BCRS  
G.22 ..... BCRH  
G.22 ..... BCRT  
G.23 ..... BC4C  
G.23 ..... BC4E  
G.23 ..... BC4T  
G.23 ..... BCRW  
G.23 ..... BCTF  
G.23 ..... BCTG  
G.23-24 ..... BCTH  
G.24 ..... BCTR  
G.24 ..... BCTV  
G.24 ..... BCTT  
G.24 ..... BCTW  
G.24-25 ..... BCTS  
G.25 ..... BCSR  
G.25 ..... BCSV  
G.25 ..... BCTX  
G.25 ..... BCCG  
G.25 ..... BCCF  
G.26 ..... BCCH  
G.26 ..... BCCR  
G.26 ..... BCCT  
G.26 ..... BCCW  
G.26 ..... BCCX  
G.26 ..... BCAC  
G.26 ..... BCAD  
G.27 ..... BCAF  
G.27 ..... BCAS

## LAN TRANSFORMER

G.28-30 ..... BXRT

PHOTO	SERIES	DIMENSIONS(MM)			INDUCTANCE(UH) @TEST FREQUENCY	TOL. (±%)	RDC(Ω) MAX.	IRMS(A) MAX.	ISAT(A) MAX.	SPQ (REEL)
		L	W	T						
 Multilayer	BKPA_201210	2	1.25	1	1~4.7 @1 MHz	M, T	0.18~0.35±30%	0.6~1.1		3,000
	BKPA_252010	2.5	2	1	1~4.7 @1 MHz	M, T	0.11~0.25±30%	0.9~1.2		3,000
	BKPB_1608GX	1.6	0.8	0.5	0.47~2.2 @3 MHz	M, T	0.15~0.24±25%	1~1.2	0.1~0.42	10,000
	BKPB_1608DZ	1.6	0.8	0.8	0.47~2.2 @3 MHz	M, T	0.15~0.3±30%	0.75~1.1	0.15~0.4	4,000
	BKPB_2012G5	2	1.25	0.55	0.47~4.7 @3 MHz	M, T	0.11~0.5±30%	0.6~1.2	0.1~0.9	4,000
	BKPB_2012C5	2	1.25	0.95	0.022~0.047 @3 MHz	K, M	0.044~0.058±30%	1.6~2	2.4~3	3,000
	BKPB_201210	2	1.25	1	0.47~4.7 @3 MHz	M, T	0.09~0.26±30%	0.7~1.3	0.2~1.1	3,000
	BKPB_201610	2	1.6	1	0.47~4.7 @3 MHz	M, T	0.06~0.14±25%	0.85~1.6	0.2~1.2	3,000
	BKPB_252010	2.5	2	1	0.47~4.7 @3 MHz	M, T	0.04~0.11±25%	1.1~1.8	0.3~1.5	3,000
	BKPB_252012	2.5	2	1.2	0.47~6.8 @3 MHz	M, T	0.04~0.16±30%	0.9~1.8	0.25~1.5	3,000
	BKPE_1608FZ	1.6	0.8	0.6	2.2 @3 MHz	M, T	~0.38±25%	~0.65	~0.25	4,000
	BKPE_1608DZ	1.6	0.8	0.8	1~2.2@3 MHz	M, T	0.13~0.38±25%	0.7~1.3	0.3~0.5	4,000
	BKPE_201210	2	1.25	1	0.24~2.2 @3 MHz	M, T	0.03~0.125±25%	1.6~2.4	0.5~2.7	3,000
	BKPE_201610	2	1.6	1	0.24~2.2 @3 MHz	M, T	0.023~0.21±25%	1.5~3.5	1.0~3.6	3,000
BKPE_252010	2.5	2	1	0.24~2.2 @3 MHz	M, T	0.024~0.11±25%	1.6~4.1	1.4~4.8	3,000	
 Thin Film	BQMF_160808	1.6	0.8	0.8	5~50 @10MHz	B, C H, J	1m~0.01	5~12	8~20	2,000
	BQMF_252010	2.5	2	1	5~50 @10MHz	B, C H, J	0.2m~0.02	8~20	10~25	2,000
 Molding	BDXF_303010	3	3	1	1 @2 MHz	M	~0.049	~3.4	~4.5	2,000
	BDXF_404010	4	4	1	1 @2 MHz	M	~0.035	~3.8	~4.7	1,000
 Molding	BDUE_201208_Q1	2	1.25	0.8	0.47 @2 MHz	M	~0.043	~3	~3.5	3,000
	BDUE_201610_Q1	2	1.6	1	0.47~1 @2 MHz	M	36m~0.06	2.7~3.1	3~3.5	3,000
	BDUE_252010_Q1	2.5	2	1	0.47~1 @2 MHz	M	27m~0.046	4~4.2	4.7~5.5	3,000
	BDUE_252012_Q1	2.5	2	1.2	0.47~1.5 @2 MHz	M	26.5m~0.059	2.7~4.5	3.4~5.7	3,000
 Molding	BDHE_160808_Q1	1.6	0.8	0.8	0.47~1 @2 MHz	M	0.1~0.195	1.5~1.6	1.6~2.2	4,000
	BDHE_201208_Q1	2	1.25	0.8	0.24~0.47 @2 MHz	M	25m~0.048	3~4.2	3.2~4.8	3,000
	BDHE_201210_Q1	2	1.25	1	0.24~2.2 @2 MHz	M	28m~0.176	1.4~3.7	1.6~4.5	3,000
	BDHE_201608_Q1	2	1.6	0.8	0.47~1.5 @2 MHz	M	51m~0.115	2.1~3.1	2~3.3	3,000
	BDHE_201610_Q1	2	1.6	1	0.24~2.2 @2 MHz	M	27m~0.135	1.8~3.9	2.4~5.6	3,000
	BDHE_201612_Q1	2	1.6	1.2	1~1.2 @2 MHz	M	52m~0.078	2.7~3	3~3.2	3,000
	BDHE_252010_Q1	2.5	2	1	0.24~2.2 @2 MHz	M	18m~0.097	2.2~5.5	2.5~8	3,000
	BDHE_252012_Q1	2.5	2	1.2	0.24~2.2 @2 MHz	M	15m~0.083	2.5~6.2	3~9	3,000
	BDHE_322510_Q1	3.2	2.5	1	0.24~2.2 @2 MHz	M	16m~0.085	2.5~6	3~9	3,000
	BDHE_322512_Q1	3.2	2.5	1.2	0.47~2.2 @2 MHz	M	25m~0.073	2.7~4.6	3.5~7	3,000
	BDHE_322525_Q1	3.2	2.5	2.5	1~2.2 @2 MHz	M	34m~0.06	3~3.5	4.8~6	1,500
	 Molding	BDHH_201208_E1	2	1.25	0.8	0.47 @2 MHz	M	~35m	~3.5	~3.9
BDHH_201608_E1		2	1.6	0.8	0.47~1 @2 MHz	M	24m~48m	3.7~4	3.8~4.7	3,000
BDHH_252010_E1		2.5	2	1	1 @2 MHz	M	~30m	~4.2	~4.7	3,000

POWER



# GENERAL PURPOSE PRODUCT







PHOTO	SERIES	DIMENSIONS(MM)			INDUCTANCE(UH) @TEST FREQUENCY	TOL. (±%)	RDC(Ω) MAX.	IRMS(A) MAX.	ISAT(A) MAX.	SPQ (REEL)
		L	W	T						
 Molding	BDHL_201610_Q1	2	1.6	1	0.24~2.2 @2 MHz	M	27m~0.135	1.8~3.9	2.4~5.6	3,000
	BDHL_252010_Q1	2.5	2	1	0.24~2.2 @2 MHz	M	18m~0.097	2.2~5.5	2.5~8	3,000
	BDHL_252012_Q1	2.5	2	1.2	0.24~2.2 @2 MHz	M	15m~0.083	2.5~6.2	3~9	3,000
 Molding	BDCD_201610_S1	2	1.6	1	0.24~2.2 @2 MHz	M	40m~0.204	1.3~4	2~4.2	3,000
	BDCD_201610_L1	2	1.6	1	0.24~2.2 @2 MHz	M	30m~0.17	1.5~3.8	1.8~5	3,000
	BDCD_201612_S1	2	1.6	1.2	0.24~2.2 @2 MHz	M	35m~0.195	1.3~4.2	2~5.5	3,000
	BDCD_252010_S1	2.5	2	1	0.24~2.2 @2 MHz	M	40m~0.156	1.4~4.5	2.6~7.5	3,000
	BDCD_252010_L1	2.5	2	1	0.33~2.2 @2 MHz	M	31m~0.12	1.8~3.8	2.3~5	3,000
	BDCD_252012_S1	2.5	2	1.2	0.33~2.2 @2 MHz	M	35m~0.115	2~4	3.3~6.8	3,000
	BDCD_252012_L1	2.5	2	1.2	0.47~2.2 @2 MHz	M	34m~0.102	2.2~4.1	2.5~5.2	3,000
	BDCD_322510_S1	3.2	2.5	1	0.47~2.2 @2 MHz	M	37m~0.108	2.2~3.6	2.7~5.8	3,000
BDCD_322512_S1	3.2	2.5	1.2	0.47~2.2 @2 MHz	M	27m~0.085	2.4~5	3.6~8	3,000	
 Molding	BDCL_201610_S1	2	1.6	1	0.24~2.2 @2 MHz	M	40m~0.204	1.3~4	2~4.2	3,000
	BDCL_201610_L1	2	1.6	1	0.24~2.2 @2 MHz	M	30m~0.17	1.5~3.8	1.8~5	3,000
	BDCL_201612_S1	2	1.6	1.2	0.24~2.2 @2 MHz	M	35m~0.195	1.3~4.2	2~5.5	3,000
	BDCL_252010_S1	2.5	2	1	0.24~2.2 @2 MHz	M	40m~0.156	1.4~4.5	2.6~7.5	3,000
	BDCL_252010_L1	2.5	2	1	0.33~2.2 @2 MHz	M	31m~0.12	1.8~3.8	2.3~5	3,000
	BDCL_252012_S1	2.5	2	1.2	0.33~2.2 @2 MHz	M	35m~0.115	2~4	3.3~6.8	3,000
	BDCL_252012_L1	2.5	2	1.2	0.47~2.2 @2 MHz	M	34m~0.102	2.2~4.1	2.5~5.2	3,000
 Molding	BMQE_040410	4.1	4.6	1.0	0.3~1 @100 kHz	M	14m~43m	4~6	4~9	2,000
	BMQE_040411	4.1	4.6	1.1	1~2.2 @100 kHz	M	38.5m~82m	3~4.3	3.5~5.4	2,000
	BMQA_040420	4.2	4.8	1.8	0.22~4.7 @100 kHz	M	5.5m~85m	2.5~10	4~18	2,000
	BMQE_050511	5.5	5.7	1.1	1 @100 kHz	M	~33m	~4.8	~7	2,000
	BMQA_050530	5.5	5.85	2.8	0.22~4.7 @100 kHz	M	3.9m~40m	4.5~18	6.5~28	1,000
	BMQE_060611	6.6	6.95	1.1	1~2.2 @100 kHz	M	26m~57m	4.2~6.8	5~7	1,000
	BMQA_060620	6.8	6.95	1.8	4.7 @100 kHz	M	~48m	~4.2	~6	1,000
	BMQA_060630	6.8	7.3	2.8	0.22~10 @100 kHz	M	2m~47m	4.8~25	5~35	1,000
	BMQA_101040	10.2	11.3	3.8	0.22~10 @100 kHz	M	0.54m~24m	8~40	8.5~55	500
 Molding	BMRA_040412	4.1	4.6	1.2	0.22~4.7 @100 kHz	M	12m~0.195	1.8~8.5	2.8~11.5	2,000
	BMRA_040415	4.1	4.6	1.5	1~4.7 @100 kHz	M	42m~0.146	2~4	4~7	2,000
	BMRA_040420	4.1	4.6	2	0.1~10 @100 kHz	M	4m~0.258	1.6~12	2~25	2,000
	BMRB_050512	5.4	5.7	1.2	1~6.8 @100 kHz	M	30m~0.25	2~5	2.3~6	1,000
	BMRx_050515	5.4	5.7	1.5	0.47~10 @100 kHz	M	16m~0.195	1.5~8	2~12	1,000
	BMRB_050518	5.4	5.7	1.8	0.47~10 @100 kHz	M	9m~0.155	2.5~10.5	3~15.5	1,000
	BMRA_050520	5.4	5.7	1.8	0.47~10 @100 kHz	M	9m~0.18	2.3~10.5	4~15.5	1,000
	BMRA_050530	5.4	5.7	3	0.2~10 @100 kHz	M	3.9m~0.126	1.5~17	4.5~14.5	1,000
	BMRB_060612	6.6	7.3	1.2	4.7~6.8 @100 kHz	M	0.122~0.21	2.2~2.5	2.8~3.5	1,000

PHOTO	SERIES	DIMENSIONS(MM)			INDUCTANCE(UH) @TEST FREQUENCY	TOL. (±%)	RDC(Ω) MAX.	IRMS(A) MAX.	ISAT(A) MAX.	SPQ (REEL)
		L	W	T						
 Molding	BMRx_060615	6.6	7.3	1.3	1~10 @100 kHz	M	21m~0.175	2~5.5	3~9	1,000
	BMRB_060618	6.6	7.3	1.6	0.22~10 @100 kHz	M	5.2m~0.155	2.3~14	2.5~29	1,000
	BMRB_060624	6.6	7.3	2.4	0.22~15 @100 kHz	M	3.2m~0.16	2.5~21	3.3~34	1,000
	BMRx_060630	6.6	7.3	3	0.1~33 @100 kHz	M	1.5m~0.27	2~37	3~60	1,000
	BMRB_060650	6.6	7.3	5	0.56~4.7 @100 kHz	M	3.3m~0.025	6.5~20	7~20	1,000
	BMRG_101030	10.1	11.6	3	0.33~3.3 @100 kHz	M	1.6m~0.016	9~23	14~32	500
	BMRF_101040	10.1	11.6	4	0.22~22 @100 kHz	M	0.6m~0.064	4.5~35	4.5~45	500
	BMRF_131350	12.6	13.8	5	0.47~10 @100 kHz	M	1.2m~0.035	7~37	13~46	500
 Molding	BMCB_060615	6.6	6.95	1.3	0.33~22 @100 kHz	M	6.5m~0.042	5.1~12	6.1~19	1,000
	BMCA_060630	6.95	6.6	2.8	0.1~10 @100 kHz	M	1.7m~0.102	3~32.5	7~60	1,000
	BMCA_101040	10.2	11.6	3.8	1~4.7 @100 kHz	M	3.2m~0.0165	9.5~18	17~36	500
 Molding	BMDU_101011	10.2	9.5	10.85	10~22 @100 kHz	M	24m~0.053	3~4.8	4.5~7.5	200
 Molding	BMMA_040412_X2	4.45	4.06	1.2	0.47 @100 kHz	M	~21m	~6	~6.8	2,000
	BMMA_040412_V1	4.45	4.06	1.2	0.47~10 @100 kHz	M	3.75m~52.5m	4~13	8.5~32	2,000
	BMMA_040420_X2	4.45	4.06	2	0.1~4.7 @100 kHz	M	4m~105m	2.2~12	3~22	2,000
	BMMA_040420_V1	4.45	4.06	2	1.1~2.2 @100 kHz	M	5m~90m	2.85~16	6~35	2,000
	BMMA_050512_V1	5.49	5.18	1.2	1~3.3 @100 kHz	M	46.5m~103m	2.8~4.4	5~10.2	1,000
	BMMA_050518_X2	5.49	5.18	1.8	1~10 @100 kHz	M	17m~155m	2.5~8	3~9	1,000
	BMMA_050520_X1	5.49	5.18	2	1 @100 kHz	M	~20m	~7	~16	1,000
	BMMA_050520_V1	5.49	5.18	2	0.1~10 @100 kHz	M	3.9m~199m	2.3~17	4~45	1,000
	BMMA_050530_X1	5.3	4.7	3	0.68~3.3 @100 kHz	M	12m~38m	5~8.5	7~14	1,000
	BMMA_050530_X2	5.3	4.7	3	0.22~3.3 @100 kHz	M	3.9m~38m	5~21	7~14.5	1,000
	BMMA_050530_V1	5.49	5.18	3	0.1~15 @100 kHz	M	3.16m~265m	1.9~23	2.5~27	1,000
	BMMA_060618_X2	7.4	6.6	1.8	0.1~6.8 @100 kHz	M	2.5m~110m	2.8~18	3.5~45	1,000
	BMMA_060618_V1	6.86	6.47	1.8	0.1~4.7 @100 kHz	M	3.5m~78m	3~18	8~40	1,000
	BMMA_060624_X2	7.5	6.6	2.4	0.1~6.8 @100 kHz	M	1.7m~70m	4~30	6~70	1,000
	BMMA_060624_V1	6.86	6.47	2.4	0.1~10 @100 kHz	M	1.7m~105m	3~30	7~50	1,000
	BMMA_060630_X1	6.95	6.6	3	0.1~6.8 @100 kHz	M	1.7m~60m	4.5~32.5	8~60	1,000
	BMMA_060630_X2	6.95	6.6	3	0.1~10 @100 kHz	M	1.7m~68m	4~32.5	5.5~60	1,000
	BMMA_060630_V1	6.86	6.47	3	0.1~10 @100 kHz	M	1.7m~105m	3~32.5	7~60	1,000
	BMMA_060640_X1	6.95	6.6	4	0.36 @100 kHz	M	~2.3m	~23	~32	1,000
	BMMA_060640_X2	6.95	6.6	4	3.3 @100 kHz	M	~23m	~7	~13	1,000
	BMMA_060650_X1	6.95	6.6	5	0.22~0.47 @100 kHz	M	1.4m~3.9m	20~30	30~50	500
	BMMA_060650_X2	7.4	6.6	5	0.36~2.2 @100 kHz	M	3.1m~12.5m	8~21	12~25	500
	BMMA_060650_V1	6.86	6.47	5	0.56~10 @100 kHz	M	3.6m~71.3m	4.5~20	4.5~12	500
	BMMA_080830_V1	8.3	8.1	3	0.22~4.7 @100 kHz	M	1.61m~34.2m	6.6~32	10.5~43	500
	BMMA_080840_V1	8.3	8.1	4	0.22~4.7 @100 kHz	M	1.68m~32m	7.25~30.7	15~34	500
	BMMA_101015_X1	11.5	10	1.5	1.5~2.2 @100 kHz	M	26m~34m	5~7	7~8.5	500

POWER



# GENERAL PURPOSE PRODUCT

POWER







PHOTO	SERIES	DIMENSIONS(MM)			INDUCTANCE(UH) @TEST FREQUENCY	TOL. (±%)	RDC(Ω) MAX.	IRMS(A) MAX.	ISAT(A) MAX.	SPQ (REEL)
		L	W	T						
	BMMA_101030_X2	11.5	10	3	0.22~10 @100 kHz	M	1.2m~55m	5~30	7.5~50	500
	BMMA_101040_X1	11.5	10	4	0.15~10 @100 kHz	M	0.65m~30m	6~40	6~75	500
	BMMA_101040_X2	11.5	10	4	0.22~10 @100 kHz	M	1m~30m	7.5~35	8.5~60	500
	BMMA_101040_V1	11.5	10	4	0.19~10 @100 kHz	M	0.95m~36.5m	6.8~40	12~90	500
	BMMA_101045_X1	11.5	10	4.5	2.2 @100 kHz	M	~7m	~14	~16	500
	BMMA_101045_X2	11.5	10	4.5	2.2~6.8 @100 kHz	M	7m~24m	7.5~14	9.5~16	500
	BMMA_101050_X2	11.5	10	5	0.47 @100 kHz	M	~1.1m	~36	~50	500
	BMMA_131335_X1	13.2	12.9	3.5	0.22~4.7 @100 kHz	M	1.3m~18m	9~38.5	22~65	500
	BMMA_131335_V1	13.2	12.9	3.5	0.15~10 @100 kHz	M	1.2m~34m	7~41	14~75	500
	BMMA_131350_X1	13.2	12.9	5	0.15~6.8 @100 kHz	M	0.7m~18.5m	11~45	21~110	250
	BMMA_131350_X2	13.2	12.6	5	0.82~10 @100 kHz	M	1.67m~22m	9~30	12~39	250
	BMMA_131364_V1	13.2	12.9	6.4	0.22~10 @100 kHz	M	0.7m~17.2m	10~53	15.5~112	250
	BMMA_171770_V1	17.6	17.2	7	1~6.8 @100 kHz	M	1.38m~8.83m	19~48	32~73	100
	BMME_040412_X2	4.45	4.06	1.2	0.47 @100 kHz	M	~18.4m	~8.5	~9.2	2,000
	BMME_050512_X1	5.49	5.18	1.2	1.5 @100 kHz	M	~50m	~4.3	~6.3	1,000
	BMME_050530_X1	5.3	4.7	3	4.7 @100 kHz	M	~53m	~4.6	~6	1,000
	BMME_060618_X1	6.95	6.6	1.8	0.15~1.5 @100 kHz	M	3.4m~20m	6.5~21	9.8~30	1,000
	BMME_101020_X1	11.5	10	2	1.5~2.2 @100 kHz	M	14.5m~16.5m	8.5~9.5	11~14	500
	BMMI_040412_X1	4.45	4.06	1.2	4.7 @100 kHz	M	~145m	~2.1	~2.8	2,000
	BMMI_050515_X2	5.49	5.8	1.5	1 @100 kHz	M	~23m	~5.8	~8.1	1,000
	BMMI_060612_X1	6.95	6.6	1.2	1 @100 kHz	M	~29m	~6	~7.5	2,000
	BMMI_060630_X1	6.95	6.6	3	0.22~4.7 @100 kHz	M	2.4m~26m	6~25.5	7~27	1,000
	BMMI_131350_X1	13.2	12.9	5	3.3 @100 kHz	M	~9.2m	~15	~32	250
	BMMI_131365_X1	13.2	12.9	6.5	3.3 @100 kHz	M	~4.4m	~20	~40	250
	BMMN_040412_X2	4.45	4.06	1.2	1~2.2 @100 kHz	M	47m~83.5m	2.75~4.2	3.5~5.2	2,000
	BMMN_040420_X2	4.45	4.06	2	1.5 @100 kHz	M	~43m	~4	~6	2,000
	BMMN_050512_X1	5.49	5.18	1.2	2.2 @100 kHz	M	~76m	~3.5	~4	1,000
	BMMN_050512_X2	5.49	5.18	1.2	0.68 @100 kHz	M	~22m	~6	~7.4	1,000
	BMMN_050515_X2	5.49	5.18	1.5	1~10 @100 kHz	M	23m~170m	2~6.5	3~9	1,000
	BMMN_050518_X1	5.49	5.18	1.8	1~2.2 @100 kHz	M	18m~35m	4.7~7.5	6~8.6	1,000
	BMMN_050518_X2	5.49	5.18	1.8	0.47~10 @100 kHz	M	9m~155m	2.5~10.5	3~15.5	1,000
	BMMN_050530_X1	5.3	4.7	3	6.8 @100 kHz	M	~115m	~3	~3.2	1,000
	BMMN_050530_X2	5.3	4.7	3	6.8 @100 kHz	M	~100m	~3	~3	1,000
	BMMS_040412_X2	4.45	4.06	1.2	0.68~1 @100 kHz	M	36m~195m	1.8~4.5	2.8~6	2,000
	BMMS_060630_X2	6.95	6.6	3	0.47~6.8 @100 kHz	M	4.1m~50m	4.5~18	6~20	1,000
	BMMS_101040_X2	11.5	10	4	8.2 @100 kHz	M	~27m	~6	~9	500

PHOTO	SERIES	DIMENSIONS(MM)			INDUCTANCE(UH) @TEST FREQUENCY	TOL. (±%)	RDC(Ω) MAX.	IRMS(A) MAX.	ISAT(A) MAX.	SPQ (REEL)
		L	W	T						
	BMMS_131360_X2	14.2	12.6	6	12~47 @100 kHz	M	23m~90m	3.5~7	5.5~10	250
	BMNN_040420_XG	4	4	2	1~4.7 @100 kHz	M	11.9m~57.4m	8~11	2.7~5.4	2,000
	BWPL_110607	1.14	0.635	0.71	36~1000 @7.9 MHz	M	43m~1.08	0.4~2	0.38~2.8	4,000
	BWMR_201610	2	1.6	1	4.7~22 @1 MHz	M, T	0.37~1.56	0.4~0.86	0.49~1	2,000
	BWMR_201612	2	1.6	1.2	4.7~22 @1 MHz	M, T	0.324~1.5	0.41~1	0.57~1.2	2,000
	BWMR_252010	2.5	2	1	4.7~22 @1 MHz	M, T	0.264~1.26	0.45~1.1	0.56~1.3	2,000
	BWMR_252012	2.5	2	1.2	3.3~22 @1 MHz	M, T	0.186~1.09	0.54~1.45	0.74~1.8	2,000
	BWMR_302712	3	2.7	1.2	1~22 @1 MHz	M, T	64m~0.954	0.63~2.7	1~4.8	2,000
	BWVS_404012	4	4	1.2	1~47 @100 kHz	M, T	48m~0.93±30%	0.45~1.53	0.31~2.25	1,000
	BWVS_404018	4	4	1.8	1~220 @100 kHz	M, T	32m~4±20%	0.20~2.52	0.25~3.69	800
	BWVS_404026	4	4	2.6	1.2~22 @100 kHz	M, T	30m~0.23±30%	0.90~2.97	0.77~3.15	500
	BWVS_505020	5	5	2	1~47 @100 kHz	M, T	21m~0.58±20%	0.58~3.6	0.58~4.59	2,000
	BWVS_505040	5	5	4	1~100 @100 kHz	M, T	14m~0.8±30%	0.5~4.14	0.6~6.75	1,500
	BWVS_606020	6	6	2	0.5~22 @100 kHz	M, T	13m~0.26±30%	0.99~4.77	0.99~7.2	2,000
	BWVS_606028	6	6	2.8	1~100 @100 kHz	M, T	13m~0.6±30%	0.72~4.68	0.73~6.84	1,500
	BWVS_606045	6	6	4.5	1~1000 @100 kHz	M, T	12m~6±30%	0.19~5.85	0.36~10.98	1,000
	BWVS_606045_L1	6	6	4.5	0.5~100 @100 kHz	M, T	9m~0.595	0.82~7.2	0.85~9.9	1,000
	BWVS_808040	8	8	4	0.9~820 @100 kHz	M, T	7m~2.8±30%	0.34~7.24	0.36~12.42	1,000
BWVS_808040_L1	8	8	4	1~22 @100 kHz	M, T	10m~0.085	2.25~7.65	1.8~8.55	1,000	
	BWVF_201612	2	1.6	1.2	0.47~6.8 @1 MHz	M, T	51m~0.465±30%	0.7~2.07	0.73~2.43	2,000
	BWVF_252010	2.5	2	1.02	0.47~22 @1 MHz	M, T	45m~1.2±30%	0.39~2.07	0.36~2.52	2,000
	BWVF_252012	2.5	2	1.2	0.5~22 @1 MHz	M, T	28m~0.81±30%	0.47~2.7	0.49~3.15	2,000
	BWVF_303010	3	3	1.02	1.5~47 @1 MHz	M, T	85m~1.75±30%	0.25~1.53	0.26~1.62	2,000
	BWVF_303012	3	3	1.2	2.2~47 @1 MHz	M, T	92m~1.82±30%	0.38~1.8	0.44~1.89	2,000
	BWVF_303015	3	3	1.5	0.47~100 @1 MHz	M, T	36m~2.7±30%	0.27~3.6	0.32~4.23	2,000
	BWVF_404012	4	4	1.2	3.3~10 @1 MHz	M, T	72m~0.19±30%	1.08~1.89	0.81~1.36	1,000
	BWVF_404015	4	4	1.5	0.47~22 @1 MHz	M, T	19m~0.4±30%	0.76~3.78	0.64~3.6	1,000
	BWVF_404018	4	4	1.9	1~22 @100 kHz	M, T	26.5m~ 0.335±30%	0.79~3.42	0.81~3.78	800
	BWVF_404026	4	4	2.6	1~330 @100 kHz	M, T	30m~4.6±30%	0.22~3.6	0.27~4.5	500
	BWVF_505020	5	5	2	1~22 @100 kHz	M, T	18m~0.265±30%	0.9~3.69	1.08~5.4	2,000
	BWVF_606020	6	6	2	4.7~47 @100 kHz	M, T	58m~0.51±30%	0.72~2.07	0.8~2.7	2,000
	BWVF_606028	6	6	2.8	1~6.8 @100 kHz	M, T	12m~0.048±30%	2.7~5.67	2.88~7.11	1,500
BWVF_808040	8	8	4	4.7~22 @100 kHz	M, T	0.02~0.082±30%	2.43~4.95	3.06~6.12	1,000	

POWER



# GENERAL PURPOSE PRODUCT

POWER

PHOTO	SERIES	DIMENSIONS(MM)			INDUCTANCE(UH) @TEST FREQUENCY	TOL. (±%)	RDC(Ω) MAX.	IRMS(A) MAX.	ISAT(A) MAX.	SPQ (REEL)	
		L	W	T							
	BWVT_201610	2	1.6	1	0.47 @1 MHz	M, T	~72m±30%	~2.16	~2.16	2,000	
	BWVT_252010	2.5	2	1.02	0.68~6.8 @1 MHz	M, T	50m~0.435±30%	0.75~1.98	0.7~2.16	2,000	
	BWVT_252012	2.5	2	1.2	0.47 @1 MHz	M, T	~27m±30%	~2.79	~3.33	2,000	
	BWVT_303010	3	3	1.02	1~3.3 @1 MHz	M, T	63m~0.165±30%	0.99~2.07	1.08~2.16	2,000	
	BWVT_303012	3	3	1.2	0.47~1.5 @1 MHz	M, T	32m~0.072±30%	2.34~3.6	2.43~3.87	2,000	
	BWVT_404012	4	4	1.2	0.5~22 @1 MHz	M, T	30m~0.39±30%	0.72~3.15	0.55~3.51	1,000	
	BWVT_404015	4	4	1.5	1~3.3 @1 MHz	M, T	34m~0.08±30%	1.98~3.33	1.8~3.24	1,000	
	Wire Wound BWVT_404026	4	4	2.6	0.47~0.5 @100 kHz	M, T	~24m±30%	~4.32	~6.48	500	
	BWVT_505020	5	5	2	0.47~3.3 @100 kHz	M, T	13.5m~50m±30%	2.43~5	3.06~7.2	2,000	
	BWVT_606020	6	6	2	1~6.8 @100 kHz	M, T	19m~85m±30%	1.71~3.78	2.34~5.76	2,000	
BWVT_808040	8	8	4	1~6.8 @100 kHz	M, T	7.5m~29m±30%	4.41~7.29	5.22~12.15	1,000		
	BWVC_201610	2	1.6	1	0.24~22 @1 MHz	M, T	26m~1.7±30%	0.36~2.7	0.34~2.8	2,000	
	BWVC_201612	2	1.6	1.2	0.5~22 @1 MHz	M, T	51m~1.4±30%	0.36~2.07	0.36~2.34	2,000	
	BWVC_252012	2.5	2	1.2	0.68 @1 MHz	M, T	~35m±30%	~2.34	~2.52	2,000	
	BWVC_404018	4	4	1.9	1.2~22 @100 kHz	M, T	27m~0.335±30%	0.79~3.2	0.81~3.3	800	
	Wire Wound BWVC_505040	5	5	4	1~220 @100 kHz	M, T	12m~1.45±30%	0.45~5.31	0.58~7.92	1,500	
	BWVC_606028	6	6	2.8	3.3~22 @100 kHz	M, T	27m~0.135±30%	1.48~3.6	1.53~4.05	1,500	
	BWVC_606045	6	6	4.5	1~22 @100 kHz	M, T	10m~0.13±30%	1.71~6.57	2.97~11.7	1,000	
		BWVH_201610_H1	2	1.6	1.02	0.24~10 @1 MHz	M, T	48m~1.1±30%	0.38~2.1	0.55~3.3	2,000
		BWVH_252A10_H1	2.5	2	1	0.24~10 @1 MHz	M, T	30m~0.67±30%	0.49~3	0.64~4.2	2,000
		BWVH_252A12_H1	2.5	2	1.2	0.47~10 @1 MHz	M, T	31m~0.51±30%	0.68~2.6	0.82~3.7	2,000
		BWVH_252A12	2.5	2	1.2	0.24~47 @1 MHz	M, T	21m~1.7±30%	0.3~3.2	0.35~4.2	2,000
BWVH_595610		5.9	5.6	1	1.5~22 @100 kHz	M, T	86m~0.58±30%	0.69~2.1	0.69~2.4	2,000	
	Wire Wound BPSG_110870	11	7.5	7	0.12~0.4 @100 kHz	L	~0.37m±7%	~37	21~85	640	
	Wire Wound BPSW_100873	10.2	8	7.3	0.15~0.4 @100 kHz	K, L	~0.29m±6%	~56	25~76	700	
	BPSV_040430	4	4	3	0.022 @1 MHz 0.065~0.08 @100 kHz	M, L	~0.32m±15% ~0.32m±25%	~19Typ.	18~40Typ.	2,500	
	BPSV_040440	4	4	4	0.065 @100 kHz 0.08~0.1 @100 kHz	L	0.32m±25% 0.32m±15%	~19Typ.	16~24Typ.	1,800	
	Wire Wound BPSV_070750	7	7	4.96	0.1~0.18 @100 kHz	K	~0.25m±10%	~43Typ.	25~44Typ.	1,000	
	Wire Wound BPSV_100750	10.2	7	4.95	0.085~0.15 @100 kHz	K	~0.39m±7.7%	~53Typ.	47~90Typ.	1,000	
	BPSV_100873	10.2	7.8	7.3	0.12~0.3 @100 kHz	K	~0.29m±5%	~61Typ.	35~94Typ.	700	
	BPSV_110775	11	7.2	7.5	0.07~0.51 @100 kHz	K	~0.29m±10%	~55Typ.	18~140Typ.	640	
	BPMI_040440	4	4	4	0.022~0.1 @100 kHz	L, M, T	0.23m~0.32m	19~28Typ.	17~60Typ.	1,800	
	BPMI_050566	5	5	6.6	0.05~0.11 @100 kHz	L, M, T	0.27m~0.47m	40~53Typ.	31~70Typ.	750	
	Wire Wound BPMI_060680	6.2	6.2	8	0.032~0.2 @100 kHz	K, L M, T	~0.23m±10%	35~50Typ.	22~125Typ.	700	

PHOTO	SERIES	DIMENSIONS(MM)			INDUCTANCE(UH) @TEST FREQUENCY	TOL. (±%)	RDC(Ω) MAX.	IRMS(A) MAX.	ISAT(A) MAX.	SPQ (REEL)
		L	W	T						
  <b>Wire Wound</b>	BPMI_070750	7	7	4.96	0.072~0.22 @100 kHz	K, M, T	~0.32m±9.4%	~31Typ.	20~58Typ.	1,000
	BPMI_100750	10.2	7	4.96	0.085~0.22 @100 kHz	L, M, T	~0.39m±7.7%	25~31Typ.	33~70Typ.	800
	BPMI_100865	10.41	8	6.5	0.12~0.6 @100 kHz	L, M	0.48m±8%	~40Typ.	12~74Typ.	500
	BPMI_100868	10.2	7.8	6.8	0.12~0.3 @100 kHz	K, L, M	0.29m±7%	~54Typ.	32~80Typ.	500
	BPMI_100874	10.31	7.65	7.4	0.115~0.3 @100 kHz	L, M	0.29m±10%	~41Typ.	32~94Typ.	500
	BPMI_110778	11	7.2	7.8	0.07~0.51 @100 kHz	L, M	0.29m±10%	~48Typ.	17~70Typ.	500
	BPMI_111190	11.2	11.2	9	0.225~0.47 @100 kHz	L, M, T	0.63m±9.5%	~35Typ.	30~68Typ.	500
	BPMV_070795	6.5	6.6	9.5	0.2 @100 kHz	L, M, T	0.85m±15%	~28Typ.	~66Typ.	500
	BPMV_070796	6.5	6.6	9.6	0.4~1 @100 kHz	L, M, T	0.85m±15%	~28Typ.	11~30Typ.	500
	BPMV_080812	7.6	8.1	12	0.12~0.32 @100 kHz	L, M, T	0.155m±10%	~60Typ.	37~95Typ.	500
	BPMV_100690	9.6	6.4	9	0.09~0.3 @100 kHz	K, L, M	0.17m±5%	~66Typ.	33~125Typ.	500
	BPMV_100710	10	7	10	0.1~0.33 @100 kHz	L	0.85m±10%	~68Typ.	43~113Typ.	350
	BPMV_110812_0E	10.7	7.5	12	0.15~0.32 @100 kHz	K, L, M	0.15m±5%	~75Typ.	51~115Typ.	300
	BPMV_110812_0F	10.7	7.5	12	0.15~0.6 @100 kHz	K, L, M	0.15m±10%	~75Typ.	24.5~115Typ.	300
	 <b>Wire Wound</b>	BPSP_131355	12.6	12.7	5.45	1~2.7 @100 kHz	K	~2.6	9.5~10	9~25
BPSP_190986		19	9	8.64	0.3~0.68 @100 kHz	M	~0.74	~42	45~100	200
BPSP_282818		27.9	19.8	17.78	4.7 @500 kHz	K	~2.86	~20	~59	25/ Tray
 <b>Molding</b>	BFSL_090908	9.3	9	8.1	0.68~10 @100 kHz	M	2m~15.5m	10~36	11~38	300
	BFSL_121109	12	11	8.8	0.47~15 @100 kHz	M	1.5m~15m	11~50	13.5~65	240
 <b>Molding</b>	BFDI_080807	9.5	9.5	7.5	0.2~2.2 @100 kHz	M	0.82m~6.5m	10~34	15~40	2,800
	BFDI_090908	9.2	9.2	9.2	0.27~3.3 @100 kHz	M	0.64m~11m	9.2~40	14~44	2,000
	BFDI_090909	8.7	8.7	9.8	0.2~2.2 @100 kHz	M	0.6m~4.5m	16~25	17~30	2,000
	BFDI_090909_R0	9	9	9.5	0.25 @100 kHz	M	~0.8m	35Typ.	28Typ.	960
	BFDI_101009	11	11	10	0.22~1.2 @100 kHz	M	0.7m~3.3m	17~40	27~50	960
	BFDI_111108	11.45	11.45	8.8	0.3~1.8 @100 kHz	M	0.7m~3m	24~30Typ.	24~50Typ.	1,600
	BFDI_111109	11.45	11.45	9.8	0.25~2.2 @100 kHz	M	0.42m~3.9m	7~45	29~50	1,600
	BFDI_111110	11.7	11.7	10.5	0.47~12 @100 kHz	M	0.85m~13.5 m	7~42	6~41	1,600
	BFDI_111108-R0	12	12	8	0.18~1.2 @100 kHz	M	0.48m~1.54m	34~50	48~58	1,600
	BFDI_111109-R0	12	12	9.8	0.36~2.5 @100 kHz	M	0.7m~2.6m	20~40	17~53	1,600
	BFDI_121210	12	12	10.5	0.22~10 @100 kHz	M	0.55m~13.5m	11~68	8~120	1,600
 <b>Molding</b>	BFDI_131210	13	12	8 10 10.5 11 12 13	0.22,0.68 @100 kHz 0.6,1.0 @100 kHz 2.2,2.5 @100 kHz 1.5 @100 kHz 3.3,4.7 @100 kHz 18 @100 kHz	M	0.8m~14m	9~35	9~45	800

POWER

# GENERAL PURPOSE PRODUCT








PHOTO	SERIES	DIMENSIONS(MM)			INDUCTANCE(UH) @TEST FREQUENCY	TOL. (±%)	RDC(Ω) MAX.	IRMS(A) MAX.	ISAT(A) MAX.	SPQ (REEL)
		L	W	T						
 	BFDI_161311	15.5	13	10 10.4 11 12	12 @100 kHz 22 @100 kHz 3.3 @100 kHz 6.4,6.8 @100 kHz	M	3m~75m	4~25	2~35	700
	BFDI_191909	19.5	19	8.5	0.47~100 @100 kHz	M	0.45m~62m	6~80	6~75	490
	BFDI_212010	20.5	20	9.5	0.47~100 @100 kHz	M	0.44m~62m	5.8~65	9~65	490
	BFDI_282811	28	28	10.5	1~100 @100 kHz	M	0.49m~32.2m	11~90	7~70	250
	BFDI_303012	30	30	12.7	1~120 @100 kHz	M	0.48m~36m	9~90	8~65	250
	BPSC_030312	3.2	3.2	1.2	1.5~22 @100 kHz	T	68m~0.95		0.18~0.72	1,000
	BPSC_030316	3.2	3.2	1.55	0.47~12 @100 kHz	T	4m~0.394		0.52~2	1,000
	BPSC_030320_LD	3.2	3.2	2	2.2~47 @100 kHz	T	41m~0.66		0.19~0.85	1,000
	BPSC_030320_HP	3.2	3.2	2	1.5~22 @100 kHz	T	50m~0.65		0.5~1.9	1,000
	BPSC_040412	4	4	1.2	2.7~39 @100 kHz	T	78m~0.942		0.14~0.53	1,000
	BPSC_040412_HP	4	4	1.2	0.6~22 @100 kHz	T	59m~1.01		0.45~2.9	1,000
	BPSC_040418_S0	4	4	1.8	1~68 @100 kHz	T	40m~1.7		0.16~1.35	1,000
	BPSC_040418_S1	4	4	1.8	1~100 @100 kHz	T	40m~2.75		0.13~1.6	1,000
	BPSC_040430	4	4	3	1~47 @100 kHz	T	45m~0.599		0.48~2.8	500
	BPSC_040430_LD	4	4	3	10~220 @100 kHz	T	95m~1.27		0.116~0.5	500
	BPSC_050520	4.7	4.7	2	1~8.2 @7.96 MHz 10 @100 kHz	T	45m~2		0.2~1.72	2,000
	BPSC_050530	4.7	4.7	3	1.2~680 @100 kHz	T	23.6m~5.2		0.1~2.56	2,000
	BPSC_050540	4.7	4.7	4	2.2~22 @100 kHz	T	33m~0.27		1~3.5	1,000
	BPSC_060620	5.7	5.7	2	1~100 @10 kHz	T	38m~1.2		0.25~2.8	2,000
	BPSC_060630	5.7	5.7	3	1~560 @10 kHz	T	15m~3.2		0.1~3.5	2,000
	BPSC_070730	6.7	6.7	3	1~220 @10 kHz	T	19.5m~1.3		0.27~3.5	1,500
	BPSC_070740	7	7	4	2.2~560 @10 kHz	T	18m~1.8		0.2~3.8	1,000
	BPSC_080845	8.3	8.3	4.5	3.3~100 @100 kHz	T	19m~0.353		1.1~5.7	1,000
	BPSC_070734	7.3	7.3	3.4	1.5~1000 @1 MHz	M	30m~9.44		0.16~4	1,600
	BPSC_070745	7.3	7.3	4.5	1.5~1000 @1 MHz	M	20m~6		0.18~5	1,000
BPSC_101131	10.3	10.5	3.1	4.7~47 @1 MHz	T	30m~0.299		1.43~4.65	1,000	
BPSC_101140	10.3	10.5	4	1~560 @1 MHz	T	7.5m~2.1		0.4~11	1,000	
BPSC_101151	10.3	10.5	5.1	0.8~1000 @1 MHz	T	4.3m~1.989		0.48~13.5	500	
BPSC_131345	12.5	12.5	4.5	3.3~330 @1 MHz	M	15m~0.99		0.5~6.5	500	
BPSC_131360	12.5	12.5	6	3.3~1000 @1 MHz	M	15m~1.53		0.4~8	600	
BPSC_131380	12.5	12.5	8	1.2~7.6 @100 kHz 10~1000 @1 kHz	M, T	7m~1.82		0.55~9.8	500	
BPXX_030308	3	3	0.8	1~33 @100 kHz	M, T	0.125~2.3	0.32~1.3	0.26~1.4	1,500	
BPXX_030310	3	3	1	0.47~47 @100 kHz	M, T	70m~3.2	0.31~2.3	0.24~2.3	1,500	

PHOTO	SERIES	DIMENSIONS(MM)			INDUCTANCE(UH) @TEST FREQUENCY	TOL. (±%)	RDC(Ω) MAX.	IRMS(A) MAX.	ISAT(A) MAX.	SPQ (REEL)
		L	W	T						
	BPXX_030312	3	3	1.2	0.47~22 @100 kHz	M, T	50m~1.2	0.42~2.5	0.4~2.5	1,500
	BPXX_030315	3	3	1.5	1~470 @100 kHz	M, T	75m~15	0.11~2	0.11~2	1,000
	BPXX_030320	3	3	2	1~47 @100 kHz	M, T	40m~1.35	0.5~2.5	0.5~2.8	1,000
	BPXX_040412	4	4	1.2	0.33~47 @100 kHz	M, T	23m~1.4	0.52~3.7	0.38~5.6	1,000
	BPXX_040418	4	4	1.8	0.56~1500 @100 kHz	M, T	30m~30	0.08~2.8	0.08~4.8	1,000
	BPXX_040420	4	4	2	1.8~560 @100 kHz	M, T	51m~6.6	0.2~2.37	0.12~1.97	1,000
	BPXX_040430	4	4	3	1~2200 @100 kHz	M, T	20m~18	0.09~3.3	0.09~2.8	600
	BPXX_050515	5	5	1.5	1~1000 @100 kHz	M, T	50m~20	0.15~2.65	0.08~3.5	1,000
	BPXX_050520	5	5	2	0.3~330 @100 kHz	M, T	8.75m~4.2	0.3~7	0.22~6	900
	BPXX_050530	5	5	3	1.2~2200 @100 kHz	M, T	40m~11	0.15~2.65	0.08~3.5	2,000
	BPXX_060620	6	6	2	1.2~100 @100 kHz	M, T	30.5m~1.2	0.45~3	0.5~3.2	2,000
	BPXX_060630	6	6	3	1~47 @100 kHz	M, T	13.85m~0.3	1.0~4.5	1.1~4.2	1,500
	BPXX_060635	6	6	3.5	10~1500 @100 kHz 10000 @1 kHz	M, T	0.1~30.5	0.095~1.8	0.06~2.5	1,500
	BPCI_070746	7.3	7.3	4.6	0.33~1000 @100 kHz	M, T	8.7m~6	0.18~8.5	0.18~8.5	1,000
	BPCI_070746_A0	7.3	7.3	4.6	1.5~1000 @100 kHz	M, T	8.9m~3.89	0.27~6.6	0.31~7	1,000
	BPCI_101040	10.3	10.3	4	1~330 @100 kHz	M, T	11.5m~2.3	0.6~12	0.8~12	900
	BPCI_121250	12	12	5	3~330 @100 kHz	M, T	15m~0.99	0.5~7	0.5~7	500
	BPCI_121250_A0	12	12	5	4.7~150 @100 kHz	M, T	17m~0.37	1.6~7	1.7~9	500
	BPCI_121260	12	12	6	2.4~1000 @100 kHz	K, M, T	15m~1.53	0.4~6.5	0.4~6.5	500
	BPCI_121280	12	12	8	1~1000 @100 kHz 1500~10000 @10 kHz	K, M, T	7m~19.2	0.2~9.8	0.2~9.8	500
	BPCI_121280_A0	12	12	8	1~1500 @100 kHz 1800~10000 @10 kHz	M, T	5.5m~14.2	0.15~15	0.15~18	500
	BPCI_121210	12	12	10	1.2~3300 @100 kHz	M, T	5.5m~4.6	0.4~11.6	0.3~19.9	250
BPCI_121210_A0	12	12	10	6.8~820 @100 kHz	M, T	14m~1	0.85~8.4	1.1~12.8	250	
	BPRR_101031	10	10.1	3.1	0.82~220 @100 kHz	M, T	9m~1.2	0.5~7	0.49~9.5	1,000
	BPRR_101031_A0	10	10.1	3.1	15~47 @100 kHz	M, T	89m~0.24	1~2.2	2~3.4	1,000
	BPRR_101041	10	10.1	4.1	1~470 @100KH	M, T	6.5m~1.49	0.48~6.8	0.55~10.5	900
	BPRR_101041_A0	10	10.1	4.1	1~330 @100 kHz	M, T	5.5m~1.1	0.7~8.8	0.9~12	900
	BPRR_101051	10	10.1	5.1	1.2~1000 @100 kHz	M, T	5.8m~1.989	0.42~8.3	0.48~10.5	700
	BPRR_101051_A0	10	10.1	5.1	1~1000 @100 kHz	M, T	7.2m~1.88	0.55~12	0.5~18	700
	BPCF_040418	3.85	3.85	1.8	2.2~100 @100 kHz	M, T	58m~3	0.18~1.5	0.18~1.5	1,000
	BPCF_050520	5.3	5.3	2	1.2~100 @100 kHz	M, T	44m~1.5	0.31~2.87	0.23~2.15	3,500
	BPCF_050530	5.3	5.3	3	1.1~330 @100 kHz	M, T	20m~2.03	0.25~4.07	0.19~3.87	1,500
	BPCF_060625	6	6	2.5	2.2~100 @100 kHz	M, T	24.1m~0.5	0.47~1.9	0.33~1.7	2,000
	BPCF_060628	6	6	2.8	4.7~150 @100 kHz	M, T	28.4m~0.8	0.45~2.5	0.34~1.6	2,000

POWER

# GENERAL PURPOSE PRODUCT

POWER



Wire Wound

PHOTO	SERIES	DIMENSIONS(MM)			INDUCTANCE(UH) @TEST FREQUENCY	TOL. (±%)	RDC(Ω) MAX.	IRMS(A) MAX.	ISAT(A) MAX.	SPQ (REEL)
		L	W	T						
	BPCF_070728	7	7	2.8	3.3~47 @100 kHz	M, T	28m~0.34	0.54~1.6	0.54~1.6	700
	BPCF_070732	7	7	3.2	1.5~1000 @100 kHz	K, M, T	18m~4.78	0.13~3.4	0.13~4.5	1,000
	BPCF_070745	7	7	4.5	1~1000 @100 kHz	K, M, T	13.2m~2.736	0.25~4.5	0.14~4.5	1,000
	BPCF_070755	7	7	5.5	1.5~68 @100 kHz	M, T	17.4m~0.2	1.1~4	0.9~6.2	700
	BPCF_101045	10	10	4.5	1.5~1500 @100 kHz	M, T	11.8m~3.4	0.26~6	0.22~7.5	500
	BPCF_101065	10	10	6.5	7.2~22 @100 kHz	M, T	18m~37.6m	3.41~5	3.6~6	500
	BPCF_131355	12.5	12.5	5.5	6.0~1500 @100 kHz	M, T	19.68m~2.076	0.48~4.9	0.29~3.89	500
	BPCF_131365	12.5	12.5	6.5	2.0~1000 @100 kHz	M, T	14.04m~1.32	0.35~6.2	0.3~10	500
	BPCF_131375	12.5	12.5	7.5	1.2~220 @100 kHz	M, T	8.28m~0.3096	1.3~8.2	1.3~13	500



Wire Wound

	BPAL_060630	6.3	6.2	3	1~330 @100 kHz	M, T	14m~2.1	0.42~5.32	0.18~3.59	1,500
	BPAL_060630_AE	6.3	6.2	3	2.2~10 @100 kHz	M, T	24.8~93	2.05~3.8	3~5.5	1,500
	BPDC_030310	3	3	1	1.2~27 @100 kHz	M, T	78m~1.11	0.32~1.55	0.16~0.83	1,000
	BPDH_030312	3	3	1.2	1.5~33 @100 kHz	M, T	80m~1.52	0.35~1.6	0.25~1.35	1,000
	BPDL_030312	3	3	1.2	1.5~33 @100 kHz	M, T	68m~1	0.4~1.48	0.22~0.9	1,000
	BPDS_030316	3	3	1.55	1.5~100 @100 kHz	M, Y, T	63m~2.4	0.12~2	0.12~1.8	1,000
	BPDH_030320	3	3	2	1.3~4.7 @100 kHz	M, T	44m~1.1	0.4~2.5	0.4~1.9	1,000
	BPDL_030320	3	3	2	2.2~47 @100 kHz	M, T	41m~0.66	0.48~2.3	0.2~0.85	1,000
	BPDH_040412	3.8	3.8	1.2	0.6~22 @100 kHz	M, T	59m~1.012	0.33~1.8	0.45~2.9	1,000
	BPDH_040415	3.8	3.8	1.5	1.5~22 @100 kHz	M, Y, T	76m~0.83	0.48~1.85	0.65~2.6	3,500
	BPDL_040415	3.8	3.8	1.5	1.2~47 @100 kHz	M, T	38m~1.08	0.35~2.7	0.25~1.5	3,500
	BPDN_040415	3.8	3.8	1.5	2.2~4.7@100 kHz	M, T	55m~0.105	1.45~2.2	0.75~1.15	3,500
	BPDR_040416	3.8	3.8	1.6	2.2~220 @100 kHz	M, T	72m~4	0.15~1.2	0.15~1.2	3,500



Wire Wound

	BPDN_040423	3.8	3.8	2.3	1.0~47 @100 kHz	M, T	25m~0.546	0.55~3.1	0.35~2.8	2,500
	BPDN_040430	3.8	3.8	3	1.0~47 @100 kHz	M, T	21m~0.599	0.56~5.2	0.48~3.7	2,000
	BPDC_050520	4.7	4.7	2	1.1~100 @100 kHz	M, T	29m~1.51	0.25~2.4	0.25~2.4	2,000
	BPDR_050520	4.7	4.7	2	1.1~220 @100 kHz	M, T	45m~2.4	0.15~1.72	0.15~1.72	2,000
	BPDR_050530	4.7	4.7	3	1.0~270 @100 kHz	M, T	23.6m~3	0.16~2.56	0.16~2.56	2,000
	BPDC_050530	5	5	3	1.1~100 @100 kHz	M, T	22m~0.948	0.4~3.8	0.4~3.8	2,000
	BPDH_060618	5.6	5.6	1.8	0.9~22 @100 kHz	M, T	22m~0.32	0.8~5	0.95~0.47	2,000
	BPDR_060620	5.7	5.7	2	4.1~100 @100 kHz	M, T	57m~1.2	0.36~1.95	0.36~1.95	2,000
	BPDR_060630	5.7	5.7	3	1.0~220 @100 kHz	M, T	12m~1.9	0.28~3.7	0.28~3.7	2,000
	BPDR_060655	5.7	5.7	5.5	1.5~100 @100 kHz	M, T	10.3m~0.358	0.85~6.3	0.65~5.5	900
	BPDH_070730	6.7	6.7	3	4.7~33 @100 kHz	M, T	42m~0.25	1.1~3.5	1.5~3.5	1,000

PHOTO	SERIES	DIMENSIONS(MM)			INDUCTANCE(UH) @TEST FREQUENCY	TOL. (±%)	RDC(Ω) MAX.	IRMS(A) MAX.	ISAT(A) MAX.	SPQ (REEL)
		L	W	T						
	BPDR_070730	6.7	6.7	3	1.2~150 @100 kHz	M, T	14m~0.72	0.4~4.5	0.4~4.5	1,000
	BPDR_070740	6.7	6.7	4	1.0~330 @100 kHz	M, T	10m~1.55	0.35~4.5	0.35~4.5	1,000
	BPDR_080830	8	8	3	2.5~100 @100 kHz	M, T	15.6m~0.43	0.8~6.4	0.75~4.5	1,000
	BPDR_080840	8	8	4	1.8~100 @100 kHz	M, T	15.6m~0.41	0.88~6.8	1.05~7.0	900
	BPDR_080845	8	8	4.5	1.0~220 @100 kHz	M, T	12.2m~1	0.6~6.2	0.6~8.0	900
	BPSS_050522	5.2	5	2.2	1.2~33 @100 kHz	M, T	25m~0.49	0.8~3.43	0.77~4.3	2,000
	BPSS_080725	7.5	7.4	2.5	1~47 @100 kHz	M, T	14.28m~0.49	0.95~6.22	1.2~8.3	1,500
	BPSS_080740	7.5	7.4	4	1~150 @100 kHz	M, T	6.38m~0.71	0.82~9	0.65~8	1,000
	BPCA_606045	6	6.3	4.6	1~470 @100 kHz	M, T	14.3m~1.56	0.41~4.8	0.25~6	1,000
	BPCA_704045	7	7.4	4.5	1~470 @100 kHz	M, T	11.7m~1.44	0.46~6.5	0.37~7.6	1,000
	BPSY_070429	6.6	4.45	2.92	1~1000 @100 kHz	M	40m~3.4	0.15~3		750 / 2,500
	BPSY_130951	12.95	9.4	5.08	1~1000 @100 kHz	M	21m~8.3	0.17~5	0.32~5.6	1,000
	BPSY_191576	18.54	15.24	7.62	10~1000 @100 kHz	M	40m~2.01	0.53~3.9	0.53~5.5	250
	BPST_074029	6.6	4.45	2.92	1~1000 @100 kHz	M	45m~8.1		0.08~2	750 / 2,500
	BPST_130951	12.95	9.4	5.08	1~1000 @100 kHz	M	25m~1.45		0.25~5	750
 	BPSF_060628	6	6	2.8	4.7~100 @1 kHz	M	28.4m~0.43±20%	0.64~2.5	0.42~1.6	1,000
	BPSF_070728	7	7	2.8	2.2~47 @1 kHz	M	32m~0.34±20%		0.54~1.8	1,000
	BPSF_070730	7	7	3	3.3~100 @1 kHz	M	23m~0.45±20%		0.35~1.8	1,000
	BPSF_070732	7	7	3.2	2.2~1000 @1 kHz	M	18m~4.78±20%		0.13~2.1	1,000
	BPSF_070745	7	7	4.5	3.3~1000 @1 kHz	M	20m~2.28±20%	0.25~2.3	0.14~2.5	1,000
	BPSF_070755	7	7	5.5	1.5~6.8 @100 kHz 10~47 @100 kHz	T M	17.4m~28m±30% 39.1m~0.155±20%	1~4	0.8~6.2	900
	BPSF_101045	10.1	10.1	4.5	4.7~1500 @1 kHz	M	20m~3.4±20%	0.26~2.5	0.22~4.5	500
	BPSF_101058	10.1	10.1	5.8	4.7~33 @1 kHz	M	35m~0.085		2.1~4	500
	BPSF_131355	12.5	12.5	5.5	6~1500 @1 kHz	M	16.4~1.73±20%	0.48~4.9	0.29~3.6	500
	BPSF_131365	12.5	12.5	6.5	2~220 @1 kHz	M, T	11.7m~0.273±20%	1.2~6.2	1~10	500
BPSF_131375	12.5	12.5	7.5	1.2~330 @1 kHz	M, T	8.28~0.34±20%	1.3~8.2	0.9~13	350	
 	BPSA_060630	6.3	6.3	3	6.8~220 @100 kHz	M, T	42m~1.17	0.38~2.2	0.26~1.5	1000
	BPSA_070748	7.3	7.3	4.8	3.3~1000 @100 kHz	M	24m~2.73	0.25~2.3	0.14~2.5	1000
	BPSA_070758	7.3	7.3	5.8	1.5~22 @100 kHz	M, T	20m~0.077	2~4	1.7~6.2	900
	BPSA_131358	12.5	12.5	5.8	6~1500 @1 kHz	M, T	19.7m~2.076	0.48~4.9	0.29~3.6	600
 	BPSP_030315	3.3	3	1.5	2.2~220 @1 MHz	M	0.1~10.92		0.07~0.79	3,000
	BPSP_030321	3.3	3	2.1	0.82~8.2 @7.96 MHz 10~82 @2.52 MHz 100~270 @1 kHz	M	60m~7.8		0.14~2.2	3,000
	BPSP_050432	4.5	4	3.2	0.15~8.2 @7.96 MHz 10~82 @2.52 MHz 100~330 @1 kHz	K, M	8.5m~5.85		0.21~7.5	2,000

POWER

# GENERAL PURPOSE PRODUCT

PHOTO	SERIES	DIMENSIONS(MM)			INDUCTANCE(UH) @TEST FREQUENCY	TOL. (±%)	RDC(Ω) MAX.	IRMS(A) MAX.	ISAT(A) MAX.	SPQ (REEL)
		L	W	T						
        	BPSD_060525	5.8	5.2	2.5	1~8.2 @7.96 MHz 10~82 @2.52 MHz 100~1000 @1 kHz	K, M	30m~18		0.05~4.5	2,000
	BPSD_060530	5.8	5.2	3	1~8.2 @7.96 MHz 10~82 @2.52 MHz 100~1000 @1 kHz	K, M	30m~8		0.13~4.5	2,000
	BPSD_060545	5.8	5.2	4.5	1.8~8.2 @7.96 MHz 10~82 @2.52 MHz 100~1000 @1 kHz	K, M	20m~10		0.03~3.5	1,500
	BPSD_080735	7.8	7	3.5	2.2 @7.96 MHz 4.7~82 @2.52 MHz 100~560 @1 kHz	K, M	30m~2.5		0.14~3.2	1,000
	BPSD_080750	7.8	7	5	1.4~8.2 @7.96 MHz 10~82 @2.52 MHz 100~1000 @1 kHz	K, M	20m~2.8		0.19~3.7	700
	BPSD_100940	10	9	4	3.3~6.8 @7.96 MHz 10~82 @2.52 MHz 100~560 @1 kHz	K, M	22m~1.9		0.32~4.5	700
	BPSD_100954	10	9	5.4	3.3~8.2 @7.96 MHz 10~82 @2.52 MHz 100~1000 @1 kHz	K, M	38m~3.1		0.2~2.8	700
	BPSD_100965	10	9	6.5	22 @2.52 MHz 470~8200 @1 kHz	K, M	80m~50		0.2~3.8	500
         	BPCD_030321	3.3	3	2.1	0.1~1000 @100 kHz	K, M, T	8m~28.8	0.05~3	0.05~11	1,000
	BPCD_040311	3.5	3	1.1	1.0~100 @100 kHz	M, T	85m~6.6	0.1~1.5	0.1~1.5	1,000
	BPCD_040315	3.5	3	1.5	1.0~500 @100 kHz	M, T	62m~16	0.1~2.05	0.08~1.6	1,000
	BPCD_050432	4.5	4	3.2	0.15~1000 @100 kHz	K, M, T	4m~14	0.15~2.6	0.13~7.5	1,500
	BPCD_050518	4.9	4.6	1.8	2.2~1000 @100 kHz	M, T	49.2m~15.8	0.15~2.5	0.15~2.5	2,500
	BPCD_060525	5.8	5.2	2.5	0.25~1000 @100 kHz	K, M, T	5.3m~9.87	0.05~7.5	0.05~7.5	2,500
	BPCD_060530	5.8	5.2	3	0.22~6800 @100 kHz	K, M, T	5.6m~65.5	0.07~4.5	0.09~9	2,000
	BPCD_060545	5.8	5.2	4.5	0.3~2200 @100 kHz	K, M, T	4.7m~20	0.05~4.5	0.26~8	1,000
	BPCD_080740	7.8	7.2	4	0.68~2700 @100 kHz	K, M, T	6.6m~12	0.25~4.6	0.17~9	1,000
	BPCD_080850	7.8	7.5	5	0.1~15000 @100 kHz	K, M, T	6m~49.5	0.2~6.3	0.06~18	1,000
	BPCD_100945	10	9	4.5	10~560 @100 kHz	K, M, T	53m~1.904	0.32~2.38	0.32~2.38	900
	BPCD_100958	10	9	5.8	1.4~1000 @100 kHz	K, M, T	7m~2.8	0.22~8	0.22~8	500
	BPCD_100975	10	9	7.5	10~2000 @100 kHz	K, M, T	60m~4.6	0.38~4.2	0.42~3.5	500
	BPCD_100985	10	9	8.5	6.8~1000 @100 kHz	K, M, T	33.7m~1.74	0.48~4.3	0.48~4.3	500
   	BPSL_070429	6.6	4.45	2.92	1~1000 @100 kHz	M	50m~13.8	0.07~2.9	0.1~2.9	750 / 2,500
	BPSL_130952	12.95	9.4	5.21	1~1500 @100 kHz	M	9m~4.5	0.2~6.8	0.25~9	750
	BPSL_130911	12.95	9.4	11.43	3.3~1000 @100 kHz	M	25m~2	0.1~4	0.8~10	225
	BPSL_191571	18.54	15.24	7.11	1~1000 @100 kHz	M	11m~1.8	0.56~8.6	1~20	350
 	BPSL_090650_BN	8.89	6.1	5	0.33~47 @100 kHz	M	7m~0.47	0.72~7	0.87~8.2	1,000
	BPSL_131064_BN	13.21	9.91	6.35	0.33~100 @100 kHz	M	2m~0.4	1.2~16	0.95~20	700

PHOTO	SERIES	DIMENSIONS(MM)			INDUCTANCE(UH) @TEST FREQUENCY	TOL. (±%)	RDC(Ω) MAX.	IRMS(A) MAX.	ISAT(A) MAX.	SPQ (REEL)	
		L	W	T							
	BPBD_070529	6.6	4.5	2.92	0.47~1000 @100 kHz	M, T	20m~13.8	0.1~4	0.1~4	2,500	
	BPBH_070530	6.6	4.5	3	1.0~1000 @100 kHz	M, T	50m~14.19	0.1~2.9	0.1~2.9	2,500	
	BPBL_070529	6.6	4.5	2.92	0.47~1500 @100 kHz	M, T	20m~21	0.075~4	0.08~4	2,500	
	BPBH_090652	9	6.1	5.2	0.18~100 @100 kHz	M, T	5m~0.11	0.47~14	0.47~18	1,000	
	BPBH_131064	13.2	9.95	6.35	0.33~330 @100 kHz	M, T	4m~0.977	0.76~20	0.76~16	700	
	BPBD_141032	13.5	9.5	3.2	1.5~1000 @100 kHz	M, T	14m~7	0.1~4.2	0.23~4.8	1,000	
	Wire Wound	BPBD_141055	13.5	9.5	5.5	1.0~4700 @100 kHz	M, T	9m~14.5	0.17~9	0.14~6.8	500
	BPBD_141012	13.5	9.5	11.5	1.0~1000 @100 kHz	M, T	8m~2	0.8~16	0.1~11.5	250	
	BPBD_191675	18.5	15.5	7.5	1.0~3300 @100 kHz	M, T	11m~7	0.5~20	0.25~8.6	300	
	BPBH_221674	22.3	16.2	7.4	0.8~1000 @100 kHz	M, T	2.76m~1.8	1.0~35	0.56~16	300	
	BPBH_221680	22.3	16.2	8	0.47~100 @100 kHz	M, T	2m~0.17	2.0~19.2	2.0~16	250	
PHOTO	SERIES	DIMENSIONS(MM)			INPUT VOLTAGE (V)	OUTPUT VOLTAGE (V)	OUTPUT CURRENT (A)	EFFICIENCY (%)	SPQ (REEL)		
		L	W	T							
	BXDC_2123	2.1	2.3	1.2	2.5~5.5	ADJ (0.6~3.3)	1	95	2,000		
	BXDC_2830	2.8	3	1.33	2.5~6	ADJ (0.6~5.5)	2	93	2,000		
	BXDC_2830	2.8	3	1.53	4.5~17	ADJ (0.9~5.5)	2	93	2,000		
	Power Module	BXDC_6060	6	6	2.5	4.5~24	ADJ (0.8~5.5)	3	91	1,000	

POWER

Note: TOL. Code, B=±0.1nH, C=±0.2nH, S=±0.3nH, D=±0.5nH, F=±1%, G=±2%, H=±3%, J=±5%, K=±10%, L=±15%, M=±20%, Y=±25%, T=±30%, N=+40,-20%,





GENERAL PURPOSE PRODUCT

PHOTO	SERIES	SIZE CODE JIS/EIA	DIMENSIONS(MM)			INDUCTANCE(NH) @TEST FREQUENCY	TOL. (±%)	Q MIN.	SRF (MHZ) MIN.	RDC (Ω) MAX.	RATED CURRENT (A)	SPQ (REEL)
			L	W	T							
 Multilayer	BSCQ_060303	0603/0201	0.6	0.3	0.3	0.6~22 @500 MHz	B, C, S H, J	14	1.9~10	0.06~1.29	0.19~0.9	15,000
	BSCQ_100505	1005/0402	1	0.5	0.5	1~3.9 @100 MHz	S	8	4~10	0.07~0.15	0.49~0.71	10,000
 Multilayer	BSCH_060303	0603/0201	0.6	0.3	0.3	1~100 @100 MHz	S, J	4	0.9~>10	0.11~3.74	0.06~0.47	15,000
	BSCH_100505_CS	1005/0402	1	0.5	0.5	1~270 @100 MHz	S, J, K	8	0.5~10 Typ.	0.07~4.8	0.1~0.4	10,000
	BSCH_100505_CP	1005/0402	1	0.5	0.5	1~82 @100 MHz	C, S J, K	8	0.7~10 Typ.	0.07~1.2	0.15~0.4	10,000
	BSCH_100505_SM	1005/0402	1	0.5	0.5	1~15 @100 MHz	S, J, K	8	2.3~10 Typ.	0.07~0.46	0.3~0.4	10,000
	BSCH_160808	1608/0603	1.6	0.8	0.8	1~100 @100 MHz 120~390 @50 MHz	S, J, K	8~12	0.3~10 Typ.	0.1~3	0.1~0.6	4,000
 Wire Wound	BWCM_060404	0603/0201	0.53	0.4	0.4	1~3.9 @250 MHz 4.3~15.5 @100 MHz	C, J	33~48 Typ.	5.7~19	0.03~0.6	0.23~0.9	4,000
	BWCM_110705_H8	1005/0402	1.1	0.7	0.5	1.5~75 @100 MHz	B,C,D G, J	20~35 Typ.	2.4~18	0.028~ 1.224	0.32~ 2.1Typ.	4,000
	BWCM_110705_L8	1005/0402	1.1	0.7	0.5	2.2~43 @100 MHz	B,C,D G, J	30~35 Typ.	3.4~15.5	0.022~ 0.516	0.515~ 2.53Typ.	4,000
	BWCM_120707	1005/0402	1.19	0.7	0.66	1.5~120 @100 MHz	B,C,D G,H,J	10~30	1~18	0.03~2.66	0.11~1	4,000
	BWCM_161008	1608/0603	1.6	1.02	0.82	2.2~470 @100 MHz	B,C,D G,H,J	16~40	0.7~6	0.049~7	0.075~0.85	4,000
	BWCM_181010_H8	1608/0603	1.8	1	0.95	100~390 @100 MHz	G, J	25~34	1~1.75	0.63~4.23	0.19~ 0.49Typ.	4,000
	BWCM_181010_L8	1608/0603	1.8	1	0.95	2.2~91 @100 MHz	B, C G, J	18~40	1.9~15	0.018~0.54	0.52~ 3.2Typ.	4,000
 Wire Wound	BWCS_060404	0603/0201	0.58	0.46	0.45	0.5~14 @250 MHz	J, K	4~18	5.1~ 24.5Typ.	0.02~0.5	0.27~ 1.25Typ.	4,000
	BWCS_120707	1005/0402	1.19	0.7	0.66	1~100 @250 MHz 180~220@100 MHz 1.6~43 @250 MHz	B,G,H J, K	8~25	0.7~12.7	0.045~4	0.05~1.36	4,000
	BWCS_161008	1608/0603	1.6	1.02	0.82	47~68 @200 MHz 72~150 @150 MHz 160~560 @100 MHz	B,G,H J, K	13~40	0.46~12.5	0.03~4.7	0.09~0.7	4,000
	BWCS_231715	2012/0805	2.35	1.73	1.52	2.7~39 @250 MHz 43~68 @200 MHz 82~120 @150 MHz 150~390 @100 MHz 470 @50 MHz 510~1000 @25 MHz 1200~4700 @7.9 MHz 10~82 @50 MHz	G, J, K	15~80	0.04~7.9	0.06~6.4	0.09~0.8	2,000
	BWCS_292821	2520/1008	2.92	2.79	2.1	100~1000 @25 MHz 1200~8200 @7.9 MHz 10000~15000@2.52MHz	G, J, K	15~65	0.02~4.1	0.08~11	0.1~1	2,000
	BWCS_493834	4938/1812	4.95	3.81	3.43	1~10 @7.9 MHz 12~33 @2.5 MHz	J	20~68	0.02~0.31	1.2~13.5	0.145~ 0.48	600
	BWPM_161108	1608/0603	1.6	1.12	0.82	2.2~33 @100 MHz	C, D G, J	25~42	2.5~18	0.018~ 0.132	0.55~1.4	4,000
 Wire Wound	BWHP_110706	1004/0402	1.1	0.7	0.6	1~51 @250 MHz	B, C H, J	18~30 Typ.	2.3~16 Typ.	0.03~0.98	0.36~2.3	4,000
	BWHP_161008	1608/0603	1.6	1	0.82	1.8~43 @250 MHz 47~68 @200 MHz 72~150 @150 MHz 180~390 @100 MHz	H, J	13~49	0.88~ 16Typ.	0.033~4	0.17~2.1	4,000











# GENERAL PURPOSE PRODUCT

RF

PHOTO	SERIES	SIZE CODE JIS/EIA	DIMENSIONS(MM)			INDUCTANCE(NH) @TEST FREQUENCY	TOL. (±%)	Q MIN.	SRF (MHZ) MIN.	RDC (Ω) MAX.	RATED CURRENT (A)	SPQ (REEL)
			L	W	T							
 Wire Wound	BWNC_292522	2520/1008	2.92	2.5	2.2	1~6.8 @7.96 MHz 10~47 @2.52 MHz 0.47 @25.2 MHz	J, K	16~25	20~300	0.34~8	0.3~1.5	2,000
	BWNC_372926	3225/1210	3.7	2.9	2.6	1~8.2 @7.96 MHz 10~82 @2.52 MHz 100~680 @0.796 MHz	J, K	15~40	2~450Typ.	0.07~ 28±30%	0.065~1.8	2,000
 Wire Wound	BWQV_322520	3225/1210	3.2	2.5	2	0.47~390 @1 MHz 470~560 @1 kHz	J, K M	20~50	2~150	0.06~28	0.04~1.1	2,000
	BWQV_453226	4532/1812	4.5	3.6	2.6	1~390 @1 MHz 470~2200 @1 kHz	J, K M	20~40	1.3~120	0.2~50	0.03~0.5	500
	BWQC_322516	3225/1210	3.2	2.5	1.55	2.2~100 @1 MHz	K, M		10~64	0.097~ 3.5±30%	0.1~0.79	2,000
	BWQC_322516_H1	3225/1210	3.2	2.5	1.55	0.47~47 @1 MHz	M, T		11~100	0.03~ 1.48±20%	0.28~3.4	2,000
	BWQC_322520	3225/1210	3.2	2.5	2	0.47~390 @1 MHz 470~560 @1 kHz	J, K M		5~150	0.042~ 22±30%	0.06~1.1	2,000
	BWQC_322520_L1	3225/1210	3.2	2.5	2	0.15~10 @1 MHz	K, M		26~400	0.028~ 0.3±30%	0.45~1.45	2,000
	BWQC_453226	4532/1812	4.5	3.6	2.6	1~470 @1 MHz 560~1500 @1 kHz	J, K M		1.8~100	0.08~35	0.04~1.08	500
 Wire Wound	BWSP_212133	2121/0808	2.1	2.1	3.3	0.56@180 MHz	J, K			0.016	2.4	2000
 Wire Wound	BWSM_506442	5064/1925	4.95	6.35	4.2	0.022~0.82@150MHz	G, J	~100	750~1900	4.2m~9.4m	2.5~3Typ.	500
 Wire Wound	BWLT_241810	2012/0805	2.4	1.85	1.05	0.12~0.82 @25.2 MHz 1~8.2 @7.96 MHz 10~39 @2.52 MHz	J, K	10~22	15~1500	0.33~16	0.19~1.2	2,000
	BWLT_373110	3225/1210	3.75	3.1	1.05	1~8.2 @7.96 MHz 10~22 @2.52 MHz	J, K	16~20 Typ.	50~350	0.45~5.2	0.35~1.5	2,000
 Wire Wound	BWLD_241715	2012/0805	2.4	1.72	1.52	1~6.8 @7.96 MHz 10~68 @2.52 MHz 100 @1 MHz	K, M	12~24 Typ.	9~100	0.1~ 9±30%	0.07~0.8	2,000
	BWLD_302522	2520/1008	2.99	2.5	2.2	0.9~10 @2.5 MHz	J, K	20~27 Typ.	20~300	0.1~0.48	0.45~1.4	2,000
 Wire Wound	BWLS_060404	0603/0201	0.58	0.46	0.45	0.0022~0.16@100MHz 0.2 @50 MHz 0.018~0.1 @100 MHz	J, K	5~9 Typ.	1400~ 3000Typ.	0.09~0.95	0.26~1.6	4,000
	BWLS_100606	1005/0402	1.02	0.55	0.56	0.14~0.22 @50 MHz 0.25~0.3 @25 MHz 0.33~0.56 @7.9 MHz	J, K	9~11 Typ.	600~ 2600Typ.	0.05~1.1	0.2~1.6	4,000
	BWLS_161109	1608/0603	1.6	1.1	0.9	0.047~10 @7.9 MHz	J, K	17~19 Typ.	40~1700	0.075~4.8	0.3~1.5	4,000
	BWLS_241715	2012/0805	2.4	1.72	1.52	0.078~6.8 @7.9 MHz 8.2~47 @2.5 MHz	J, K	16~35 Typ.	15~1440	0.06~14.5	0.18~2	2,000
	BWLS_302522	2520/1008	2.99	2.5	2.2	1.2~15 @7.9 MHz 39 @2.5 MHz	J, K	33~58 Typ.	26~350	0.5~10	0.17~1.2	2,000
 Wire Wound	BWPS_383829 BWPS_383830	3838/1515	3.81 3.81	3.81 3.05	2.94	1~1000 @0.1 MHz 470 @0.1 MHz	K, M	20~33 Typ.	1.5~ 344Typ.	0.05~29.2	0.1~3	750




Note: TOL. Code, B=±0.1nH, C=±0.2nH, S=±0.3nH, D=±0.5nH, F=±1%, G=±2%, H=±3%, J=±5%, K=±10%, L=±15%, M=±20%, Y=±25%, T=±30%, N=+40,-20%,

PHOTO	SERIES	DIMENSIONS(MM)			PASS BAND FREQUENCY (MHZ)	APPLICATION	SPQ (REEL)			
		L	W	T						
	BTLL_100504	1	0.5	0.4	420~450, 824~915, 1710~2025, 2400~2500	WiFi/ BT/ LTE/ LoRa	10,000			
	BTLL_160806	1.6	0.8	0.6	824~960, 1710~1990, 673~2690, 2300~2690, 2400~2500, 3300~3800, 4900~5950	WiFi/ BT/ LTE	4,000			
	BTLL_201209	2	1.25	0.9	902~928, 2300~2700, 4900~5950	WiFi/ BT/ LTE	4,000			
	BTLB_100505	1	0.5	0.4	2400~2500, 4900~5950	WiFi/ BT	10,000			
	BTLB_160806	1.6	0.8	0.6	2400~2500, 2500~2700, 3300~3900, 4900~5950	WiFi/ BT/ LTE	4,000			
	BTLB_201209	2	1.25	0.9	2400~2500, 2500~2700, 3300~3900, 4900~5950	WiFi/ BT/ LTE	4,000			
	BTLD_160806	1.6	0.8	0.6	700~960/1710~2690, 2400~2500/4900~5950	WiFi/ BT/ LTE	4,000			
	BTLD_201209	2	1.25	0.9	700~960/1710~2690, 2400~2500/4900~5950	WiFi/ BT/ LTE	4,000			
	BTLU_060504	0.65	0.5	0.4	729~960, 1805~2170, 2300~2700	WiFi/ BT/ LTE	10,000			
	BTLU_100504	1	0.5	0.4	1805~2170, 2300~2700, 2400~2500, 4900~5950	WiFi/ BT/ LTE	10,000			
	BTLU_160806	1.6	0.8	0.6	1710~2170, 2400~2500, 2300~2700, 3300~3800, 4900~5950	WiFi/ BT/ LTE	4,000			
	BTLU_201209	2	1.25	0.9	350~950	LoRa	4,000			
	BTLC_060502	0.65	0.5	0.25	2400~2500/4900~5950	WiFi/ BT	10,000			
	BTLC_100504	1	0.5	0.4	2400~2500/4900~5950	WiFi/ BT	10,000			
	BTLC_160806	1.6	0.8	0.6	700~2690, 824~2100, 2400~2500	WiFi/ BT/ LTE	4,000			
PHOTO	SERIES	DIMENSIONS(MM)			APPLICATION	FREQUENCY WIDTH (MHZ)	INSERTION LOSS (DB)	VSWR	RIPPLE DEVIATION (DB)	SPQ (REEL)
		L	W	T						
	BTSA_1109	1.1	0.9	0.5	Band 1,2,3,4,8,38, GPS, WLAN	10~70	1.5~2.8	1.3~2	0.5~1.3	5,000
	BTSA_1411	1.4	1.1	0.5	GPS, WLAN	45~68	1.6~1.7	1.5	1~1.2	5,000
	BTDU_1814	1.8	1.4	0.5	Band 4,5,7,8	25~70	1.4~2.3	1.6~1.9	0.3~1.3	3,000
PHOTO	SERIES	DIMENSIONS(MM)			IMPEDANCE(Ω) FREQUENCY	PEAK GAIN (DBI)	VSWR (MAX)	ANTENNA TYPE	SPQ (REEL)	
		L	W	T						
	BTCA_1608	1.6	0.8	0.5	50 @2400 MHz	0~2	2	Coupling	4,000	
	BTCA_1608	1.6	0.8	0.5	50 @2400 MHz 50 @5150 MHz	-2 3.5	2	Coupling	4,000	
	BTCA_2012	2	1.2	0.5	50 @2400 MHz	0~2	2	PIFA	4,000	
	BTCA_3216	3.2	1.6	0.5	50 @2400 MHz	2~3	2	Monopole	4,000	
	BTCA_3216	3.2	1.6	0.5	50 @2400 MHz	2~3	2	PIFA	4,000	
	BTCA_3216	3.2	1.6	0.5	50 @1575 MHz	1~2	2	PIFA	4,000	
	BTCA_5020	5	5	1	50 @2400 MHz	2~4	2	Monopole	4,000	
	BTCA_5025	5	2.5	0.6	50 @2400 MHz	2~3	2	PIFA	4,000	
	BTCA_5025	5	2.5	0.6	50 @5150 MHz	1~3	2	Monopole	4,000	
	BTCA_7020	7	2	1.1	50 @915 MHz	-9	2	Monopole	4,000	



# GENERAL PURPOSE PRODUCT

PHOTO	SERIES	DIMENSIONS(MM)			FREQUENCY	PEAK GAIN	OPERATION TEMP	
		L	W	T				
	BTPA_4606	46.5	6	0.8	2.4G	3	-20°C - +65°C	
	BTPA_1709	17.5	9.8	0.8	5G	3	-20°C - +65°C	
	BTPA_4207	42	6.5	0.8	2.4G/5G	3	-20°C - +65°C	
	BTFA_4606	46.5	6.65	0.12	2.4G	3	-20°C - +65°C	
	BTFA_2405	24.25	5.1	0.12	5G	3	-20°C - +65°C	
	BTFA_2524	25.3	23.6	0.12	2.4G/5G	3	-20°C - +65°C	
	BTMA_1408	14.1	11.4	0.5	2.4G	0.29	-20°C - +65°C	
	BTMA_1411	14.85	11.6	0.4	5G	3	-20°C - +65°C	
	BTMA_1509	14.8	9	0.4	2.4G/5G		-20°C - +65°C	
	BTMA_1510	15.35	10.4	0.4	2.4G/5G		-20°C - +65°C	
	BTMA_1710	16.9	10.05	0.5	2.4G/5G		-20°C - +65°C	
	BTMA_2715	27.7	15	0.4	2.4G	3	-20°C - +65°C	
	BTMA_2908	29	8	0.5	2.4G/5G	3	-20°C - +65°C	
PHOTO	SERIES	DIMENSIONS(MM)		FREQUENCY	PEAK GAIN (DBI)	CONNECTOR	CABLE LENGTH	POLARIZATION
		W	T					
	BTEA_50160G8R2A01	16.6	50	825~915MHz 1725~1860MHz	2.56	SMA-Male 90°		Linear Vertical
	BTEA_27300G8R1A01	30	278.2	800~900MHz 1800~1900MHz		SMA PLUG Connector	1000±30	Linear Vertical
	BTEA_87090G8R2A07	9.4	108	2100MHz 824~960MHz 1710~2170MHz	-0.88 2.03	SMA-Male RP		Linear Vertical
	BTEA_15132G4R2A08		157.5	2.4~2.5GHz	3	SMA Male RP		Linear
	BTEA_15135G0R2A01		157.5	5GHz	3±1	SMA Male		Linear
	BTEA_17132G4R2A31		196	2.4-2.5GHz	4.93	SMA Male Re-serve		Linear Vertical
	BTEA_17135G0R2A07		196	5.15-5.85GHz	5±1	SMA Male Re-serve		Linear Vertical
	BTEA_87092G4R2A40	10	108	2.4GHz	2	SMA-Male-RP		Linear Vertical
	BTEA_87095G0R2A03	9.95	108	515-5.85GHz	2.36			Linear Vertical
	BTEA_151325GR2A07		157.5	2.4-2.5GHz 5.15-5.85GHz	3±0.5			Linear
	BTEA_171325GR2A05		196	2.4-2.5GHz 5.15-5.85GHz	5±1	SMA-Male		Linear Vertical
	BTEA_870925GR2A07	10	108.8	2.4-2.5GHz 5.15-5.85GHz	2	SMA-Male		Linear Vertical
	BTEA_43080G4R2A01	16.75	43	480MHz		R/A SMA-Male		Linear
	BTEA_87092G4R2B02	10	108	2.4-2.5GHz	2.54			Linear
	BTEA_271325GR2A03		293	2.4-2.5GHz 5.15-5.85GHz	7±0.5	RP-SMA Male		Linear Vertical

PHOTO	CLASSIFICATION BY FUNCTION	NUMBER OF COILS	WPC COIL TYPE	RECOMMEND POWER (MAX)	DIMENSIONS(MM) (L*W*T) MAX	COIL INDUCTANCE (100KHz/1V)	COIL DCR (MAX)
 <p>Wireless Charging</p>	Tx Coil (WPC Standard)	Single	A11 \ MP-A11 2 LAYERS	BPP:5W EPP:15W	∅50 x 3.8	6.3µH ±10%	25mΩ
			A11 \ MP-A11 2 LAYERS	BPP:5W EPP:15W	∅50 x 2.8	6.3µH ±10%	45mΩ
			MP-A2	EPP:15W	53 x 53 x 4	10µH ±10%	55mΩ
 <p>Wireless Charging</p>		Multiple	A13	BPP:5W	96.4 x 56.4 x 4	Top:11.5µH ±10% Bottom:12.5µH ±10%	70mΩ
			MP-A9	EPP:15W	101.8 x 57.3 x 4.2	Top:10.2µH ±10% Bottom:9.8µH ±10%	60mΩ
PHOTO	CLASSIFICATION BY FUNCTION	COIL TYPE	POWER RANGE	DIMENSIONS(MM) (L*W)	THICKNESS(MM) (MIN)	COIL INDUCTANCE (uH @ 100KHz/1V)	
 <p>Wireless Charging</p>	Rx Coil (Customized)	Wire or FPC	0.5~15W	By customer request	0.25	By customer request	

R.F.

GENERAL PURPOSE PRODUCT




EMI

PHOTO	SERIES	SIZE CODE JIS/EIA	DIMENSIONS(MM)			IMPEDANCE (Ω±25%)	RDC(Ω) MAX.	RATED CURRENT(A)	SPQ (REEL)
			L	W	T	@TEST FREQUENCY			
	BBSY_060303	0603/0201	0.6	0.3	0.3	10~600 @100 MHz	0.1~1.5	0.1~0.5	15,000
	BBSY_100505	1005/0402	1	0.5	0.5	10~2200 @100 MHz	0.025~1.4	0.1~1	10,000
	BBBK_160808	1608/0603	1.6	0.8	0.8	10~2700 @100 MHz	0.05~0.8	0.2~0.5	4,000
	BBBK_201209	2012/0805	2	1.25	0.9	60~2700 @100 MHz	0.15~0.7	0.2~0.5	4,000
	BBBK_321611	3216/1206	3.2	1.6	1.1	90~600 @100 MHz 1000~1500 @50 MHz	0.15~0.45	0.2~0.5	3,000
	BBSJ_060303	0603/0201	0.6	0.3	0.3	60~240 @100 MHz	0.3~0.8	0.2~0.3	15,000
	BBSJ_100505	1005/0402	1	0.5	0.5	30~2500 @100 MHz	0.2~1.8	0.1~0.5	10,000
	BBSJ_160808	1608/0603	1.6	0.8	0.8	60~2700 @100 MHz	0.1~1	0.2~0.4	4,000
	BBGK_160808	1608/0603	1.6	0.8	0.8	30~1500 @100 MHz	0.06~0.7	0.15~0.8	4,000
	BBGK_201209	2012/0805	2	1.25	0.9	60~2000 @100 MHz	0.1~0.55	0.4~0.9	4,000
	BBNQ_060303	0603/0201	0.6	0.3	0.3	10~120 @100 MHz	0.4~1.5	0.1~0.3	15,000
	BBNQ_100505	1005/0402	1	0.5	0.5	10~600 @100 MHz	0.1~1.2	0.2~0.5	10,000
	BBNQ_160808	1608/0603	1.6	0.8	0.8	60~2500 @100 MHz	0.25~1.0	0.1~0.5	4,000
	BBPY_060303	0603/0201	0.6	0.3	0.3	10~330 @100 MHz	0.05~0.5	0.3~1	15,000
	BBPY_100505	1005/0402	1	0.5	0.5	10~1000 @100 MHz	0.03~0.49	0.5~2	10,000
	BBPY_160808	1608/0603	1.6	0.8	0.8	10~1500 @100 MHz	0.02~0.4	0.5~4	4,000
	BBPY_201209	2012/0805	2	1.25	0.9	10~1500 @100 MHz	0.01~0.3	1~6	4,000
	BBPY_321611	3216/1206	3.2	1.6	1.1	10~1500 @100 MHz	0.015~0.2	0.8~6	3,000
	BBPY_453215	4532/1812	4.5	3.2	1.5	70~120 @100 MHz	~0.03	4~6	1,000
	BBHV_160808	1608/0603	1.6	0.8	0.8	10~600 @100 MHz	0.01~0.1	2~6	4,000
	BBUP_100505	1005/0402	1	0.5	0.5	33~470 @100 MHz	0.022~0.2	1~3	10,000
	BBUP_160805	1608/0603	1.6	0.8	0.5	26~330 @100 MHz	0.007~0.07	1.5~6	10,000
	BBUP_160808	1608/0603	1.6	0.8	0.8	10~220 @100 MHz	0.01~0.04	2.5~5	4,000
	BBUP_201209	2012/0805	2	1.25	0.9	15~330 @100 MHz	0.012~0.05	3~6	4,000
	BBUP_321611	3216/1206	3.2	1.6	1.1	30~220 @100 MHz	0.012~0.02	4.5~6	3,000
	BBUP_453215	4532/1812	4.5	3.2	1.5	56~150 @100 MHz	0.01~0.02	6~10	1,000
	BBFY_100505_HN	1005/0402	1	0.5	0.5	220~1000 @100 MHz	0.55~1.1	0.25~0.45	10,000
	BBFY_100505_HP	1005/0402	1	0.5	0.5	120~220 @100 MHz	0.095~0.28	0.7~1.5	10,000
	BBFJ_100505	1005/0402	1	0.5	0.5	600~1800 @100 MHz	0.85~2.2	0.2~0.3	10,000



Multilayer

Note: TOL. Code, B=±0.1nH, C=±0.2nH, S=±0.3nH, D=±0.5nH, F=±1%, G=±2%, H=±3%, J=±5%, K=±10%, L=±15%, M=±20%, Y=±25%, T=±30%, N=+40,20%,






PHOTO	SERIES	DIMENSIONS(MM)			IMPEDANCE (Ω±25%)	TOL. (±%)	RDC(Ω) MAX.	RATED CURRENT (A) MAX.	RATED VOLTAGE (VDC) MAX.	SPQ (REEL)
		L	W	T	@TEST FREQUENCY					
 Wire Wound	BWCU_160811_02	1.6	0.8	1.1	25~220 @100 MHz	M, Y	0.077~0.209	0.5	50	2,000
	BWCU_121008_02	1.25	1	0.8	25~330 @100 MHz	M, Y, T	0.3~1.3	0.1~0.4	50	2,000
	BWCU_201212_02	2.05	1.25	1.2	30~900 @100 MHz	M	0.2~0.6	0.08~0.45	50	2,000
	BWCU_321619_02	3.2	1.6	1.9	90~2200 @100 MHz	M	0.3~1.2	0.2~0.37	50	2,000
	BWCU_231512_02	2.29	1.52	1.2	30~260 @100 MHz	M	0.2~0.6	0.7~1.3	50	2,000
	BWCU_121008_03	1.25	1	0.8	22~90 @100 MHz	Y	0.2~0.4	0.25~0.4	50	2,000
	BWCU_201212_03	2.05	1.25	1.2	50~130 @100 MHz	Y	0.2~0.4	0.3~0.5	50	2,000
	BWCU_211309_03	2.05	1.25	0.92	67~90 @100 MHz	Y	0.3	0.5	50	2,000
 Wire Wound	BWCC_201208	2	1.2	0.8	30~260 @100 MHz	M	0.2~0.6	0.7~1.3	50	2,000
PHOTO	SERIES	DIMENSIONS(MM)			IMPEDANCE(Ω)	RDC(Ω) MAX.	RATED CURRENT (A) MAX.	SPQ (REEL)		
		L	W	T	@TEST FREQUENCY					
 Wire Wound	BPPM_070638	7	6	3.8	140~3000 @100MHz	0.01~0.075	0.9~9	1500		
	BPPM_090748	9	7	4.8	300~2700 @100MHz	0.006~0.086	2~6	700		
	BPPM_121164	12	10.8	6.4	230~2700 @100MHz	0.002~0.05	1.5~10	500		
	BPPM_151360	15	13	6	300~700 @100MHz	0.0047~0.007	10~13	450		

EMI








Note: TOL. Code, B=±0.1nH, C=±0.2nH, S=±0.3nH, D=±0.5nH, F=±1%, G=±2%, H=±3%, J=±5%, K=±10%, L=±15%, M=±20%, Y=±25%, T=±30%, N=+40,-20%,



# GENERAL PURPOSE PRODUCT

PHOTO	SERIES	SIZE CODE JIS/EIA	DIMENSIONS(MM)		RESISTANCE VALUE (Ω)	RATED POWER(W)	T.C.R. ±(PPM/°C)	TOL. (±%)	SPQ (REEL)	
			L	W						
 <p>Metal Alloy Low Resistance Resistor</p>	BCRC	3216/1206	3.2	1.6	0.0005~0.05	0.5~1.5	50~175	D, F, G, J	2,000	
		5025/2010	5.08	2.54	0.0005~0.1	1~2	25~100	D, F, G, J	2,000	
		6232/2512	6.248	3.202	0.0003~0.1	1~3	25~150	D, F, G, J	1,000	
		6864/2725	6.807	6.452	0.0002~0.003	4~5	50~100	F, G, J	1,000	
		6771/2728	6.706	7.188	0.004~0.1	3~4	25	D, F, G, J	1,000	
		1168/452S	11.43	6.85	0.0005~0.027	2~5	50~75	D, F, G, J	500	
		1168/4527	11.43	6.85	0.0005~0.2	5	50~75	D, F, G, J	500	
	BCRC_Jumper	1608/0603	1.6	0.8	<0.3mΩ	0.25		F, J	5,000	
		2012/0805	2.03	1.27	<0.2mΩ	0.5		F, J	5,000	
		3015/1206	3.05	1.52	<0.2mΩ	0.5~1		F, J	4,000	
		6330/2512	6.35	3.05	<0.2mΩ	2~3		F, J	4,000	
	 <p>Metal Alloy Low Resistance Resistor</p>	BCRE	1005/0402	1	0.5	0.0015~0.01	0.17~0.2	50~600	F, G, J	10,000
			1608/0603	1.6	0.8	0.002~0.06	0.33~0.5	50	F, G, J	5,000
			2012/0805	2.032	1.27	0.002~0.07	0.5~0.75	50~100	D, F, G, J	5,000
3216/1206			3.2	1.6	0.001~0.075	0.5~1	50~75	D, F, G, J	5,000	
0816/0306			0.85	1.6	0.001~0.01	0.5	100~300			
1220/0508			1.27	2.032	0.002~0.014	0.75	50	F, G, J	5,000	
1632/0612			1.6	3.2	0.001~0.025	1	50~100	D, F, G, J	5,000	
BCRE_Jumper		1005/0402	1	0.5	<0.5mΩ	0.2		J	10,000	
		1608/0603	1.6	0.8	<0.3mΩ	0.25		J	5,000	
 <p>Metal Alloy Low Resistance Shunt Resistor</p>	BCRS	1052/3921	10	5.2	0~0.005	2~9	50~3800	F, G, J	1,000	
		1577/5931	15	7.75	0.0002~0.003	4~10	75~100	F, G, J	500	
 <p>Low-Inductance Metal Alloy Low Resistance Resistor</p>	BCRH	1005/0402	1	0.5	0.0015~0.01	0.2	50~800	F, G, J	10,000	
		1608/0603	1.6	0.8	0.001~0.024	0.33	50~450	F, G, J	5,000	
		2012/0805	2.032	1.27	0.001~0.019	0.5	50~450	F, G, J	5,000	
		3216/1206	3.2	1.6	0.001~0.021	0.5~1	50~400	F, G, J	5,000	
		6232/2512	6.248	3.202	0.003~0.1	1.5~3	50	D, F, G, J	4,000	
		1220/0508	1.27	2.032	0.002~0.014	1	50	F, G, J	5,000	
		1632/0612	1.6	3.2	0.001~0.025	1	50~100	F, G, J	4,000	
 <p>Metal Alloy Low Resistance Resistor</p>	BCRT	2012/0805	2.032	1.27	0.002~0.07	0.5	50~100	D, F, G, J	5,000	
		3216/1206	3.2	1.6	0.001~0.056	1~1.5	50~100	F, G, J	5,000	
		1220/0508	1.27	2.032	0.002~0.014	0.75	200	F, G, J	5,000	
		1532/0612	1.5	3.2	0.001~0.025	1	50~100	F, G, J	5,000	







CURRENT SENSOR & RESISTOR

PHOTO	SERIES	SIZE CODE JIS/EIA	DIMENSIONS(MM)		RESISTANCE VALUE (Ω)	RATED POWER(W)	T.C.R. ±(PPM/°C)	Tol. (±%)	SPQ (REEL)
			L	W					
  4 Terminal Metal Alloy Low Resistance Resistor	BC4C	6232/2512	6.248	3.202	0.0033~0.012	2~3	50	D, F	5,000
		9491/3637	9.4	9.14	0.3	3	75	D, F	1,000
	BC4E	0816/0306	0.85	1.6	0.001~0.01	0.33	300	F, G, J	5,000
		1632/0612	1.6	3.2	0.001~0.015	1	50~200	F, G, J	5,000
BC4T	1632/0612	1.6	3.2	0.001~0.007	1	50~200	F, G, J	5,000	
 Wide Terminal Metal Alloy Low Resistance Resistor	BCRW	1220/0508	1.27	2.032	0.002~0.014	1	50	F, G, J	5,000
		1532/1206	1.5	3.2	0.001~0.025	1	50~100	F, G, J	5,000
 Fully Lead-free Thick Film Chip Resistor	BCTF	0402/1005	0.4	0.2	1~10M	0.03125	-200~600	F, J	20,000
		0603/0201	0.6	0.3	15~10M	0.05	250~350	D, F, G, J	10,000
		1005/0402	1	0.5	1~10M	0.0625	200~300	D, F, G, J	10,000
		1608/0603	1.6	0.8	1~10M	0.1	150~250	D, F, G, J	5,000
		2012/0805	2	1.25	1~10M	0.125	150~250	D, F, G, J	5,000
		3015/1206	3.05	1.55	1~10M	0.25	150~250	D, F, G, J	5,000
		5025/2010	5	2.5	1~10M	0.75	150~250	D, F, G, J	4,000
 Anti-Surge Thick Film Chip Resistor	BCTG	1005/0402	1	0.5	1~100K	0.125	200	J, K, M	10,000
		1608/0603	1.6	0.8	1~150K	0.25	200	J, K, M	5,000
		2012/0805	2	1.25	1~1M	0.3333	200	J, K, M	5,000
		3015/1206	3.05	1.55	1~1M	0.5	200	J, K, M	5,000
		5025/2010	5	2.5	1~1M	0.75	200	J, K, M	4,000
		6332/2512	6.3	3.2	1~1M	1	200	J, K, M	4,000
 Pulse Proof Thick Film Chip Resistor	BCTG	1005/0402	1	0.5	1~100K	0.125	200	D, F	10,000
		1608/0603	1.6	0.8	1~150K	0.25	200	D, F	5,000
		2012/0805	2	1.25	1~150K	0.3333	200	D, F	5,000
		3015/1206	3.05	1.55	1~150K	0.5	200	D, F	5,000
		5025/2010	5	2.5	1~150K	0.75	200	D, F	4,000
		6332/2512	6.3	3.2	1~150K	1	200	D, F	4,000
 High Power Thick Film Chip Resistor	BCTH	0603/0201	0.6	0.3	1-10M	0.0625	-200~400	D, F, G, J	10,000
		1005/0402	1	0.5	10-20M	0.125	100~200	B, D, F, J	10,000
		1608/0603	1.55	0.8	1-20M	0.2	100~200	B, D, F, J	5,000
		2012/0805	2	1.25	1-20M	0.25	100~200	B, D, F, J	5,000
		3215/1206	3.05	1.55	1-20M	0.5	100~200	B, D, F, J	5,000
		3025/1210	3.05	2.55	1-20M	0.75	100~200	B, D, F, J	5,000

CURRENT SENSOR & RESISTOR









# GENERAL PURPOSE PRODUCT








PHOTO	SERIES	SIZE CODE JIS/EIA	DIMENSIONS(MM)		RESISTANCE VALUE (Ω)	RATED POWER(W)	T.C.R. ±(PPM/°C)	TOL. (±%)	SPQ (REEL)
			L	W					
 High Power Thick Film Chip Resistor	BCTH	4924/2010	4.95	2.45	1-10M	1	100~200	F, J	4,000
		6432/2512	6.4	3.2	1-10M	2	100~200	F, J	4,000
 High Precision Thick Film Chip Resistor	BCTR	0603/0201	0.6	0.3	10-1M	0.05	100	B, D, F	10,000
		1005/0402	1	0.5	1-1M	0.0625	50~100	B, D, F	10,000
		1608/0603	1.6	0.8	1-1M	0.1	50~100	B, D, F	5,000
		2012/0805	2	1.25	1-1M	0.125	50~100	B, D, F	5,000
		3215/1206	3.05	1.55	1-1M	0.25	50~100	B, D, F	5,000
		3025/1210	3.05	2.55	1-1M	0.5	50~100	B, D, F	5,000
		5025/2010	5	2.5	1-1M	0.75	50~100	B, D, F	4,000
		6332/2512	6.3	3.2	1-1M	1	50~100	B, D, F	4,000
 High Voltage Thick Film Chip Resistor	BCTV	1608/0603	1.6	0.8	1~10M	0.1	100~200	D, F, J	5,000
		2012/0805	2	1.25	1~27M	0.125	100~200	D, F, J	5,000
		3015/1206	3.05	1.55	1~27M	0.25	100~200	D, F, J	5,000
		3025/1210	3.05	2.55	1~27M	0.5	100~200	D, F, J	5,000
		5025/2010	5	2.5	1~10M	0.75	100~200	D, F, J	4,000
		6332/2512	6.3	3.2	1~10M	1	100~200	D, F, J	4,000
 Thick Film Chip Resistor	BCTT	0402/1005	0.4	0.2	1-10M	0.03125	-200~600	F, G, J	20,000
		0603/0201	0.6	0.3	1~10M	0.05	-200~400	B, D, F, G, J	10,000
		1005/0402	1	0.5	1~22M	0.0625	100~200	B, D, F, G, J	10,000
		1608/0603	1.6	0.8	1~22M	0.1	100~200	B, D, F, G, J	5,000
		2012/0805	2	1.25	1~27M	0.125	100~200	B, D, F, G, J	5,000
		3015/1206	3.05	1.55	1~27M	0.25	100~200	B, D, F, G, J	5,000
		3025/1210	3.05	2.55	1~27M	0.5	100~200	B, D, F, G, J	5,000
		4432/1812	4.4	3.15	1~20M	0.75	100~200	B, D, F, G, J	4,000
		5025/2010	5	2.5	1~20M	0.75	100~200	B, D, F, G, J	4,000
		6332/2512	6.3	3.2	1~20M	1	100~200	B, D, F, G, J	4,000
 Wide Terminal Thick Film Chip Resistor	BCTW	1220/0508	1.2	2	1~1M	0.3333	100~200	D, F, J	5,000
		1632/0612	1.6	3.2	1~1M	0.75	100~200	D, F, J	5,000
		3146/1218	3.1	4.6	1~1M	1	100~200	D, F, J	4,000
		2550/1020	2.5	5	1~1M	1	100~200	D, F, J	4,000
		3264/1225	3.2	6.4	1~M	2	100~200	D, F, J	4,000
 Anti-Sulfurated Thick Film Chip Resistor	BCTS	0603/0201	0.6	0.3	1-10M	0.05	-200~400	D, F, G, J	10,000
		1005/0402	1	0.5	1-20M	0.0625	100~200	D, F, G, J	10,000
		1608/0603	1.6	0.8	1-20M	0.1	100~200	D, F, G, J	5,000

CURRENT SENSOR & RESISTOR



GENERAL PURPOSE PRODUCT

PHOTO	SERIES	SIZE CODE JIS/EIA	DIMENSIONS(MM)		RESISTANCE VALUE (Ω)	RATED POWER(W)	T.C.R. ±(PPM/°C)	TOL. (±%)	SPQ (REEL)
			L	W					
 Anti-Sulfurated Thick Film Chip Resistor	BCTS	2012/0805	2	1.25	1-20M	0.0125	100~200	D, F, G, J	5,000
		3215/1206	3.05	1.55	1-20M	0.25	100~200	D, F, G, J	5,000
		3025/1210	3.05	2.55	1-20M	0.5	100~200	D, F, G, J	5,000
		5025/2010	5	2.5	1-20M	0.75	100~200	D, F, G, J	4,000
		6332/2512	6.3	3.2	1-20M	1	100~200	D, F, G, J	4,000
 Anti-Sulfurated High Precision Thick Film Chip Resistor	BCSR	0603/0201	0.6	0.3	100~<1M	0.05	100	F, J	10,000
		1005/0402	1	0.5	100~<1M	0.0625	50	F, J	10,000
		1608/0603	1.6	0.8	100~<1M	0.1	50	F, J	5,000
		2012/0805	2	1.25	10~<1M	0.125	50	F, J	5,000
		3015/1206	3.05	1.55	10~<1M	0.25	50	F, J	5,000
		3025/1210	3.05	2.55	10~<1M	0.5	50	F, J	5,000
		5025/2010	5	2.5	100~<1M	0.75	50	F, J	4,000
		6332/2512	6.3	3.2	10~<1M	1	50	F, J	4,000
 Anti-Sulfurated High Voltage Thick Film Chip Resistor	BCSV	1608/0603	1.6	0.8	1~<1M	0.1	100~200	D, F, J	5,000
		2012/0805	2	1.25	1~<1M	0.125	100~200	F, J	5,000
		3015/1206	3.05	1.55	1~<1M	0.25	100~200	F, J	5,000
		3025/1210	3.05	2.55	1~<1M	0.5	100~200	F, J	5,000
		5025/2010	5	2.5	1~<1M	0.75	100~200	F, J	4,000
		6332/2512	6.3	3.2	1~<1M	1	100~200	F, J	4,000
		 Thin Film Chip Resistor	BCTX	1005/0402	1	0.5	20~240K	0.0625	10~50
1608/0603	1.6			0.8	4.7~1M	0.1	10~50	B, C, D, F	5,000
2012/0805	2			1.25	4.7~1.5M	0.125	10~50	B, C, D, F	5,000
3215/1206	3.05			1.55	5.6~1.5M	0.25	10~50	B, C, D, F	5,000
3025/1210	3.05			2.55	4.7~1M	0.25	10~50	B, C, D, F	5,000
5025/2010	5			2.5	4.7~1M	0.5	10~50	B, C, D, F	4,000
6332/2512	6.3			3.2	4.7~1M	0.75	10~50	B, C, D, F	4,000
 Pulse Proof Thick Film Low Resistance Chip Resistor	BCCG	6432/2512	6.4	3.2	0.2~<1	2	400	F, J	4,000
 Fully Lead-Free Thick Film Low Resistance Chip Resistor	BCCF	1005/0402	1	0.5	0.025~<1	0.0625	200~1500	F, J	10,000
		1608/0603	1.6	0.8	0.01~<1	0.1	300~1500	F, J	5,000
		2012/0805	2	1.25	0.01~<1	0.125	200~1500	F, J	5,000
		3025/1210	3.05	2.55	0.01~<1	0.5	200~1500	F, J	5,000
		5025/2010	5	2.5	0.01~<1	0.75	200~1500	F, J	4,000
		6332/2512	6.3	3.2	0.01~<1	1	200~1500	F, J	4,000

# GENERAL PURPOSE PRODUCT






PHOTO	SERIES	SIZE CODE JIS/EIA	DIMENSIONS(MM)		RESISTANCE VALUE (Ω)	RATED POWER(W)	T.C.R. ±(PPM/°C)	TOL. (±%)	SPQ (REEL)
			L	W					
 High Power Thick Film Low Resistance Chip Resistor	BCCH	1005/0402	1	0.5	0.025~1	0.125	200~1500	F, J	10,000
		1608/0603	1.6	0.8	0.01~<1	0.2	300~1500	F, J	5,000
		2012/0805	2	1.25	0.01~<1	0.25	200~1500	F, J	5,000
		3215/1206	3.05	1.55	0.01~<1	0.5	200~1500	F, J	5,000
		3025/1210	3.05	2.55	0.01~<1	0.75	200~1000	F, J	5,000
		4924/2010	4.95	2.45	0.05~<1	1	100~200	F, J	4,000
		6432/2512	6.4	3.2	0.05~<1	2	100~200	F, J	4,000
 High Precision Thick Film Low Resistance Chip Resistor	BCCR	2012/0805	2	1.25	0.15~<1	0.125	100	F	5,000
		3015/1206	3.05	1.55	0.15~<1	0.25	100	F	5,000
		5025/2010	5	2.5	0.12~<1	0.75	100	F	4,000
		6432/2512	6.4	3.2	0.12~<1	1	100	F	4,000
 Thick Film Low Resistance Chip Resistor	BCCT	1005/0402	1	0.5	0.025~<1	0.0625	200~1500	F, J	10,000
		1608/0603	1.6	0.8	0.01~<1	0.1	300~1500	F, J	5,000
		2012/0805	2	1.25	0.01~<1	0.125	200~1500	F, J	5,000
		3215/1206	3.05	1.55	0.01~<1	0.3333	200~1500	F, J	5,000
		3025/1210	3.05	2.55	0.01~<1	0.5	200~1500	F, J	5,000
		4432/1812	4.4	3.15	0.01~<1	0.75	200~1500	F, J	4,000
		5025/2010	5	2.5	0.01~<1	0.75	200~1500	F, J	4,000
 Wide Terminal Thick Film Low Resistance Chip Resistor	BCCW	1220/0508	1.2	2	0.01~<1	0.3333	200~800	F, J	5,000
		1632/0612	1.6	3.2	0.01~<1	0.75	250~2000	F, J	5,000
		3146/1218	3.1	4.6	0.01~<1	1	250~2000	F, J	4,000
		2550/1020	2.5	5	0.01~<1	1	200~800	F, J	4,000
		3264/1225	3.2	6.4	0.01~<1	2	200~800	F, J	4,000
 Thick Film Low Resistance Chip Resistor	BCCX	2012/0805	2	1.25	0.05~<1	0.125~0.5	75~200	D, F, G, J	5,000
		3215/1206	3.05	1.55	0.045~<1	0.25~1	75~300	D, F, G, J	5,000
		6332/2512	6.3	3.2	0.1~<1	1~2	75	D, F, G, J	4,000
 Thick Film Chip Resistor Array-Concave Type	BCAC	1010/0402*2	1	1	3~1M	0.0625	200~650	F, G, J	10,000
		2010/0402*4	2	1	1~1M	0.0625	200~400	F, G, J	10,000
 Thick Film Chip Resistor Array-Convex Type	BCAD	1010/0402*2	1	1	1~<10M	0.0625	200~300	F, G, J	10,000
		1616/0603*2	1.6	1.6	1~<10M	0.0625	200	F, G, J	5,000
		2010/0402*4	2	1	1~<10M	0.0625	200~300	F, G, J	10,000
		3216/0603*4	3.2	1.6	1~<10M	0.0625	200	D, F, G, J	5,000
		4016/0402*8	4	1.6	1~<10M	0.0625	250	F, G, J	5,000

CURRENT SENSOR & RESISTOR





PHOTO	SERIES	SIZE CODE JIS/EIA	DIMENSIONS(MM)		RESISTANCE VALUE (Ω)	RATED POWER(W)	T.C.R. ±(PPM/°C)	TOL. (±%)	SPQ (REEL)
			L	W					
 <p>Thick Film Chip Resistor Array-Flat Type</p>	BCAF	0806/0201*2	0.8	0.6	1~<1M	0.03125	-200~400	F, J	10,000
		1406/0201*4	1.4	0.6	10~<1M	0.03125	-200~400	F, J	10,000
 <p>Anti-Sulfurated Thick Film Chip Resistor Array</p>	BCAS	1010/0402*2	1	1	1~10M	0.0625	200~300	F, G, J	10,000
		1616/0603*2	1.6	1.6	1~10M	0.0625	200	F, G, J	5,000
		2010/0402*4	2	1	1~10M	0.0625	200~300	F, G, J	10,000
		3216/0603*4	3.2	1.6	1~10M	0.0625	200	F, G, J	5,000

Note: TOL. Code, B=±0.1%, C=±0.25%, D=±0.5%, F=±1%, G=±2%, J=±5%, K=±10%, M=±20%

# GENERAL PURPOSE PRODUCT

PHOTO	SERIES	DIMENSIONS(MM)			SPEED RATED	PORTS	OPERATION TEMP	POE LEVEL	PINS	HI-POT	SPQ (REEL)
		L	W	T							
 LAN Transformer	BXRT00DIS016M11S	12.75	9.14	2.05	10/100 Base-T	1	0°C ~+70°C -40°C ~+85°C	NA NA	12	1500Vac	1200
	BXRT00DIS016M13S	12.75	9.14	2.05	10/100 Base-T	1	-40°C ~+85°C	PoE PoE+ 4PPoE+	12	1500Vac	1200
 LAN Transformer	BXRT00DIS016M11S	12.8	9.3	5.65	10/100 Base-T	1	0°C ~ +70°C -40°C ~+85°C	NA NA	16	1500Vac	650
	BXRT00DIS016M13S	12.8	9.3	5.65	10/100 Base-T	1	-40°C ~+85°C	PoE PoE+ 4PPoE+	16	1500Vac	650
 LAN Transformer	BXRT00DIS024M21S	15.1	10	4	10/100 Base-T	2	0°C ~+70°C -40°C ~+85°C	NA NA	24	1500Vac	750
	BXRT00DIS024M23S	15.1	10	4	10/100 Base-T	2	-40°C ~+85°C	PoE PoE+ 4PPoE+	24	1500Vac	750
	BXRT00DIS024M12S	15.1	10	4	1000 Base-T	1	0°C ~+70°C -40°C ~+85°C	NA NA	24	1500Vac	750
	BXRT00DIS024M14S	15.1	10	4	1000 Base-T	1	-40°C ~+85°C	PoE	24	1500Vac	750
 LAN Transformer	BXRT00DIS024M21S	15.6	9.47	2.3	10/100 Base-T	2	0°C ~+70°C -40°C ~+85°C	NA NA	24	1500Vac	1200
	BXRT00DIS024M23S	15.6	9.47	2.3	10/100 Base-T	2	-40°C ~+85°C	PoE	24	1500Vac	1200
 LAN Transformer	BXRT00DIS024M12S	17.55	16	5.7	Base-T	1	0°C ~+70°C -40°C ~+85°C	NA NA	24	1500Vac	400
	BXRT00DIS024M14S	17.55	16	5.7	1000 Base-T	1	-40°C ~+85°C	PoE PoE+ 4PPoE+	24	1500Vac	400
	BXRT00DIS024M12S	17.55	16	5.7	1000 Base-T	1	0°C ~+70°C -40°C ~+85°C	NA NA	24	4000Vac	400
	BXRT00DIS024M14S	17.55	16	5.7	1000 Base-T	1	-40°C ~+85°C	PoE PoE+	24	4000Vac	400


LAN TRANSFORMER

PHOTO	SERIES	DIMENSIONS(MM)			SPEED RATED	PORTS	OPERATION TEMP	PoE LEVEL	PINS	HI-POT	SPQ (REEL)
		L	W	T							
 LAN Transformer	BXRT00DIS024M17S	17.55	16	5.7	2.5G Base-T	1	0°C ~+70°C	NA	24	1500Vac	400
							-40°C ~+85°C	NA			
	BXRT00DIS024M1AS	17.55	16	5.7	2.5G Base-T	1	-40°C ~+85°C	PoE	24	1500Vac	400
								PoE+			
							4PPoE+				
 LAN Transformer	BXRT00DIS024M1CS	17.55	16	5.7	5G Base-T	1	0°C ~+70°C	NA	24	1500Vac	400
							-40°C ~+85°C	NA			
	BXRT00DIS024M1DS	17.55	16	5.7	5G Base-T	1	-40°C ~+85°C	PoE	24	1500Vac	400
								PoE+			
								4PPoE+			
	BXRT00DIS024M1GS	17.55	16	5.7	10G Base-T	1	0°C ~+70°C	NA	24	1500Vac	400
							-40°C ~+85°C	NA			
	BXRT00DIS024M1HS	17.55	16	5.7	10G Base-T	1	-40°C ~+85°C	PoE	24	1500Vac	400
PoE+											
							4PPoE+				
 LAN Transformer	BXRT00DIS048M41S	27.8	15.2	7.25	10/100 Base-T	4	0°C ~+70°C	NA	48	1500Vac	300
							-40°C ~+85°C	NA			
	BXRT00DIS048M43S	27.8	15.2	7.25	10/100 Base-T	4	-40°C ~+85°C	PoE	48	1500Vac	300
								PoE+			
								4PPoE+			
	BXRT00DIS048M22S	27.8	15.2	7.25	1000 Base-T	2	0°C ~+70°C	NA	48	1500Vac	300
							-40°C ~+85°C	NA			
	BXRT00DIS048M24S	27.8	15.2	7.25	1000 Base-T	2	-40°C ~+85°C	PoE	48	1500Vac	300
								PoE+			
	BXRT00DIS048M27S	27.8	15.2	7.25	2.5G Base-T	2	0°C ~+70°C	NA	48	1500Vac	300
-40°C ~+85°C							NA				
BXRT00DIS048M2AS	27.8	15.2	7.25	2.5G Base-T	2	-40°C ~+85°C	PoE	48	1500Vac	300	
							PoE+				
							4PPoE+				
 LAN Transformer	BXRT00DIS048M22S	27.9	10.67	8.41	1000 Base-T	2	0°C ~+70°C	NA	50	1500Vac	300
							-40°C ~+85°C	NA			
	BXRT00DIS048M24S	27.9	10.67	8.41	1000 Base-T	2	-40°C ~+85°C	PoE	50	1500Vac	300

LAN TRANSFORMER



# GENERAL PURPOSE PRODUCT

PHOTO	SERIES	DIMENSIONS(MM)			SPEED RATED	PORTS	OPERATION TEMP	POE LEVEL	PINS	HI-POT	SPQ (REEL)
		L	W	T							
 LAN Transformer	BXRT00DIS096M42H	28.1	28.9	16.8	1000 Base-T	4	0°C ~+70°C -40°C ~+85°C	NA NA	96	1500Vac	408
	BXRT00DIS096M44H	28.1	28.9	16.8	1000 Base-T	4	-40°C ~+85°C	PoE	96	1500Vac	408
								PoE+ 4PPoE+			
 LAN Transformer	BXRT00DIS088M42H	29.1	26.5	13	1000 Base-T	4	0°C ~+70°C -40°C ~+85°C	NA NA	88	1500Vac	510
	BXRT00DIS088M44H	29.1	26.5	13	1000 Base-T	4	-40°C ~+85°C	PoE	88	1500Vac	510
								PoE+			
 LAN Transformer	BXRT00DIS088M47H	29.1	26.5	13	2.5G Base-T	4	0°C ~+70°C -40°C ~+85°C	NA NA	88	1500Vac	510
	BXRT00DIS088M4AH	29.1	26.5	13	2.5G Base-T	4	-40°C ~+85°C	PoE	88	1500Vac	510
								PoE+			
 LAN Transformer	BXRT00DIS048M2CS	32.8	17.6	7.3	5G Base-T	2	0°C ~+70°C -40°C ~+85°C	NA	48	1500Vac	300
								NA			
	BXRT00DIS048M2DS	32.8	17.6	7.3	5G Base-T	2	-40°C ~+85°C	PoE	48	1500Vac	300
								PoE+ 4PPoE+			
	BXRT00DIS048M2GS	32.8	17.6	7.3	10G Base-T	2	0°C ~+70°C -40°C ~+85°C	NA	48	1500Vac	300
								NA			
BXRT00DIS048M2HS	32.8	17.6	7.3	10G Base-T	2	-40°C ~+85°C	PoE	48	1500Vac	300	
							PoE+ 4PPoE+				

LAN TRANSFORMER

## 台灣 總公司 Headquarter

303新竹縣湖口鄉和興村德興路301巷29號  
Chilisin Electronics Corp.  
No. 29, Lane 301, Tehhsin Rd., Hosin, Hukou,  
Hsinchu, 303, Taiwan  
TEL : 886-3-599-2646 FAX : 886-3-599-9176  
E-mail : sales@chilisin.com

## 台北 辦公室 Taipei Office

221 新北市汐止區新台五路一段79號8樓之13  
Chilisin Electronics Corp. (Taipei Office)  
8F-13, No.79, Sec.1, Xintai 5th Rd., Xizhi Dist.,  
New Taipei City 221, Taiwan  
TEL : 886-2-2698-9977 FAX : 886-2-2689-9900  
E-mail : sales@chilisin.com

## 大陸 重慶 辦公室 Chongqing Office

四川省重慶市渝北區龍溪鎮金龍路財信城市  
國際10-26-17 郵編 : 401120  
Chilisin Electronics (Chongqing) Co., Ltd.  
10-26-17 CASIN-CITIES Jinlong Road, Longxi Town,  
Yubei District, Chongqing 401120, China  
TEL : 86-23-6712-2624 FAX : 86-23-6712-2624  
E-mail : fangfang@chilisin.com

## 新加坡 辦公室 Singapore Office

Chilisin Electronics Corp.( Singapore Office)  
514 Chai Chee Lane, #05-05/06 Bedok Industrial  
Estate, Singapore 469029  
TEL : 65-6412-0861 FAX : 65-6412-0808  
E-mail : allen.lee@chilisin.com

## 馬來西亞 辦公室 Malaysia Office

Chilisin Electronics Corp. (Malaysia Office)  
16A (1st Floor), Jalan Todak 3, Pusat Bandar  
Seberang Jaya, 13700 Prai, Pulau Pinang, Malaysia  
TEL : 604-3831-093 FAX : 604-3973-137  
E-mail : hs.chong@chilisin.com

## 波蘭 辦公室 Poland Office

Chilisin Electronics Corp. (Polska Office)  
ul. Zwiryniecka 2, 96-100, Skierniewice, POLAND  
Tel : 48-46-834-0981 Fax : 48-46-834-0035  
E-mail : sales@chilisin.com

## 大陸 湖南廠 Hunan Plant

湖南省懷化市沅陵縣涼水井鎮沙子坳村8號 郵編 : 419601  
HuNan Chilisin Electronics Technology Co., Ltd  
No. 8, Shaziao Liangshuijing Town, Yuanling County,  
Huaihua City, Hunan Province 419601, China  
TEL : 86-745-867-5882  
E-mail : cect@chilisin.com

## 大陸 東莞廠/辦公室 Dongguan Plant/Office

東莞奇力新電子有限公司  
廣東省東莞市清溪鎮魚梁圍管理區埔星東路78號  
郵編 : 523649  
Chilisin Electronics (Dongguan) Co., Ltd.  
No.78, Puxing East Rd., Yuliangwei Administration Area,  
Qingxin Town, Dongguan City, Guangdong 523649, China  
TEL : 86-769-8773-0251~3 FAX : 86-769-8773-0232  
E-mail : cect@chilisin.com

## 大陸 蘇州 分公司 Suzhou Branch Office

蘇州奇益新電子有限公司  
江蘇省蘇州市高新區珠江路100號 郵編 : 215011  
Suzhou Qi Yixin Electronics Co., Ltd.  
NO.100, Zhu Jiang Road, SuZhou New District.  
SuZhou 215000, China  
TEL : 86-512-6841-2350 FAX : 86-512-6841-2356  
E-mail : suzhou@chilisin.com

## 大陸 深圳 分公司 ShenZhen Branch Office

深圳奇力新電子有限公司  
廣東省深圳市寶安中心N4-1區寶鴻林大廈8樓02室  
郵編 : 518101  
Chilisin Electronics (ShenZhen) Co., Ltd.  
Room 802 Baohonglin Building, N4-1 Area, Bao An  
Center District, ShenZhen City, Guangdong 518101, China  
TEL : 86-755-2723-5222 FAX : 86-755-2723-5960  
E-mail : jems@chilisin.com

## 韓國 分公司 Korea Branch Office

Chilisin Asia Investment Limited Korea Branch.  
#102-1101~1105, Digital Empire II B/D, 88, Shinwon-ro,  
Yeongtong-Ku, Suwon-City, Kyunggi-do, Korea ( 443-734)  
TEL : 82-31-695-5985 FAX : 82-31-695-5980  
E-mail : sales@chilisin.com

## 日本 分公司 Japan Branch Office

Chilisin Electronics Japan Corp.  
〒 220-0003 神奈川縣横浜市西区楠町18-4 小池ビル303室  
Room 303, Koike Bld., 18-4, Kusunokicho, Nishi-ku,  
Yokohama-shi, Kanagawa, 220-0003, Japan  
TEL : 81-45-594-6910 FAX : 81-45-594-6911  
E-mail : sales@chilisin.com

## 美國 分公司 U.S Branch Office

Chilisin America Ltd  
2880 Zanker Rd., Suite 203 San Jose, CA 95134 USA  
TEL : 1-408-954-7389 FAX : 1-408-432-7235  
E-mail : cecus@chilisin.com

## 越南廠 Vietnam Plant

越南海防市水源縣立禮鄉海防VSIP工業和服務區10路143-145號  
Chilisin Electronics (Vietnam) Limited  
No 143 - 145, Road No 10, VSIP Hai Phong, Lap Le Commune,  
Thuy Nguyen Dist, Haiphong City, Vietnam  
TEL : 84-316 255 688 FAX : 84-316 255 689  
E-mail : sales@chilisin.com





[www.chilisin.com](http://www.chilisin.com)

| TAIWAN | CHINA | KOREA | US | MALAYSIA |  
| VIETNAM | SINGAPORE | POLAND | JAPAN |